



# SC Annual School Report Card Summary

Carlisle-Foster's Grove Elementary  
 Spartanburg School District Two  
 Grades: PK-4 Enrollment: 516  
 Principal: Cathy Garner  
 Superintendent: Dr. Scott J. Mercer  
 Board Chair: Joyce M. Wright

## PERFORMANCE

Comprehensive detail, including definitions of ratings, performance criteria, and explanations of status, is available on [www.ed.sc.gov](http://www.ed.sc.gov) and [www.eoc.sc.gov](http://www.eoc.sc.gov) as well as school and school district websites. Printed versions are available from school districts upon request.

YEAR	ABSOLUTE RATING	GROWTH RATING	PALMETTO GOLD AND SILVER AWARD		ESEA/FEDERAL ACCOUNTABILITY RATING SYSTEM	
			General Performance	Closing the Gap	ESEA Grade	Accountability Indicator
2012	Good	Average	TBD	TBD	A	N/A
2011	Good	Average	Silver	N/A	Met	N/A
2010	Good	Average	N/A	N/A	Met	N/A

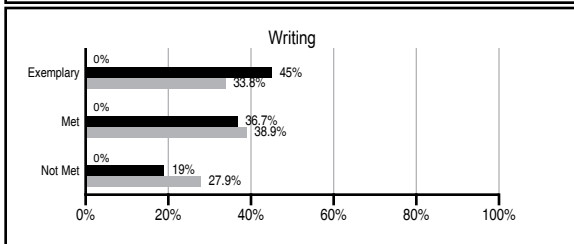
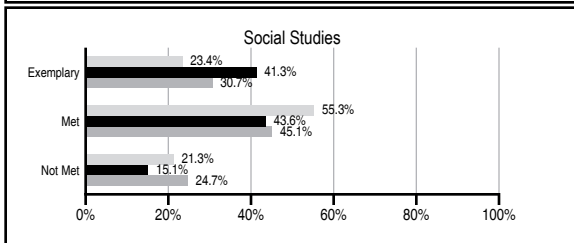
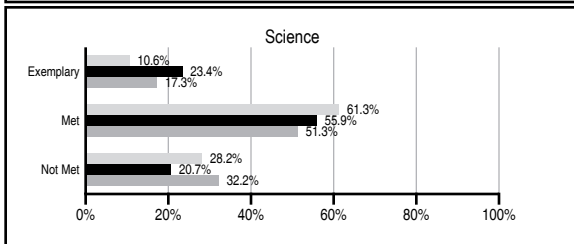
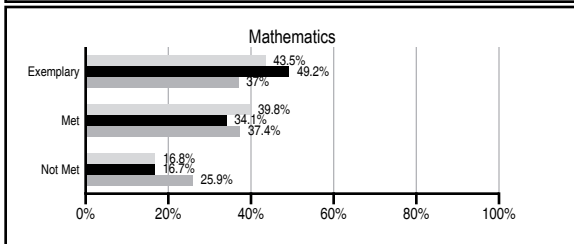
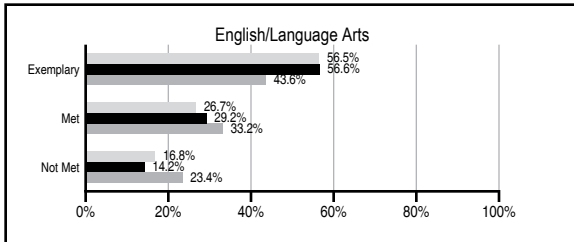
## ABSOLUTE RATINGS OF ELEMENTARY SCHOOLS WITH STUDENTS LIKE OURS\*

EXCELLENT	GOOD	AVERAGE	BELOW AVERAGE	AT-RISK
44	13	2	1	0

\* Ratings are calculated with data available by 11/07/2012. Schools with Students Like Ours are Elementary Schools with Poverty Indices of no more than 5% above or below the index for this school.

## PASS PERFORMANCE

Our School  
 Elementary Schools with Students Like Ours  
 Elementary schools statewide



## NAEP PERFORMANCE\*

\* Performance reported for SC and nation, data not available at school level. Percentages at NAEP Achievement Levels.



## SC PERFORMANCE VISION

*By 2020 all students will graduate with the knowledge and skills necessary to compete successfully in the global economy, participate in a democratic society and contribute positively as members of families and communities.*

### Abbreviations Key

N/A Not Applicable N/AV Not Available N/C Not Collected N/R Not Reported I/S Insufficient Sample TBD To be determined

**Carlisle-Foster's Grove Elementary**  
**[Spartanburg School District Two]**

**SCHOOL PROFILE**

	Our School	Change from Last Year	Elementary Schools with Students Like Ours	Median Elementary School
<b>Students (n=516)</b>				
Retention rate	1.2%	Up from 0.8%	0.9%	1.0%
Attendance rate	96.9%	Up from 96.0%	97.0%	96.6%
Served by gifted and talented program	N/AV	N/AV	N/AV	N/AV
With disabilities other than speech	N/AV	N/AV	N/AV	N/AV
Older than usual for grade	N/AV	N/AV	N/AV	N/AV
Out-of-school suspensions or expulsions for violent and/or criminal offenses	0.0%	No Change	0.0%	0.0%
<b>Teachers (n=30)</b>				
Teachers with advanced degrees	76.7%	Up from 72.7%	62.5%	63.0%
Continuing contract teachers	N/AV	N/AV	N/AV	N/AV
Teachers returning from previous year	91.9%	No Change	90.1%	88.7%
Teacher attendance rate	95.6%	Down from 96.0%	95.2%	95.1%
Average teacher salary*	\$51,539	Up 2.1%	\$48,803	\$47,210
Classes not taught by highly qualified teachers	0.0%	No Change	0.0%	0.0%
Professional development days/teacher	1.5 days	Down from 11.6 days	9.9 days	10.5 days
<b>School</b>				
Principal's years at school	1.0	Down from 16.0	4.0	4.0
Student-teacher ratio in core subjects	20.0 to 1	Up from 18.5 to 1	20.6 to 1	20.0 to 1
Prime instructional time	91.7%	Up from 90.3%	91.5%	90.5%
Opportunities in the arts	Good	No Change	Good	Good
SACS accreditation	Yes	No Change	Yes	Yes
Parents attending conferences	100.0%	Up from 99.5%	100.0%	100.0%
Character development program	Excellent	No Change	Excellent	Excellent
Dollars spent per pupil**	\$7,576	Up 1.3%	\$6,787	\$7,247
Percent of expenditures for instruction**	62.3%	Up from 62.0%	69.4%	68.2%
Percent of expenditures for teacher salaries**	59.4%	Up from 59.3%	67.5%	65.7%
ESEA composite index score	94.4	N/A	97.1	91.9

\* Length of contract = 185+ days.

\*\* Prior year audited financial data available.

**EVALUATION RESULTS**

	Teachers	Students*	Parents*
Number of surveys returned	35	93	89
Percent satisfied with learning environment	97.1%	91.3%	96.4%
Percent satisfied with social and physical environment	100.0%	96.7%	93.2%
Percent satisfied with school-home relations	100.0%	93.5%	91.0%

\*Only students at the highest elementary school grade level at this school and their parents were included.

**REPORT OF PRINCIPAL AND SCHOOL IMPROVEMENT COUNCIL**

The mission of Carlisle-Foster's Grove Elementary, in partnership with the students, teachers, parents, and community members, is to educate children while developing competent lifelong learners in a nurturing, innovative environment that allows each student to reach his/her maximum potential. We are extremely proud of the many accomplishments made during the 2011 – 2012 school year. During the year, we achieved Adequate Yearly Progress in all 13 of our 13 descriptors. Carlisle-Foster's Grove consistently maintains high standards for all students. This is demonstrated by receiving Palmetto Silver recognition for four consecutive years, 100% participation in parent conferences, and the successful implementation of Guided Reading and Response to Intervention practices. We celebrate our students' success through Awards Day, 100 Book Challenge, MAP, Odyssey, Fast Facts, Cubs for Character, and Cub Patrol recognitions. Math Out of the Box, an inquiry based program, was continued this year to enhance mathematical understanding and real life problem solving. The 100 Book Challenge program continued to encourage extensive independent reading at school and home. Students participated in hands-on learning in science through Watershed, High Touch & High Tech, and kits. Teachers integrated social studies and science content through the use of theme baskets, Social Studies Weekly periodicals, National Geographic Explorers, and historical fiction literature. Students participated in the South Carolina State Young Writer's Conference, Art Exhibits, Piedmont Interstate Fair, and Fitness Activities. Carlisle-Foster's Grove recognizes the importance of innovative teaching practices. Over the span of several years, over eighty percent of our teachers have participated in the District Literacy Cohort which emphasizes best practices in literacy instruction. Throughout the year, teachers participate in monthly staff development, weekly professional learning meetings with instructional coaches and administrators, blog in journal clubs, attend workshops and conferences, and observe other teachers to refine classroom instructional practices. Two teachers were selected to participate in the Foundations in School Leadership Program. One teacher received National Board Certification and five received their master's or master's plus 30. Several projects were funded throughout the year by Donor's Choose. Analysis of test data plays a critical part in planning and differentiating instruction. Small group instruction is the catalyst for addressing individual student needs based on students' strengths, weaknesses, and interests. Classroom instruction reflects the importance of addressing the many learning styles of students.

Carlisle-Foster's Grove Elementary School continues to improve curriculum and instruction in the classroom through on-going staff development, analysis of data, differentiated instruction, guided reading, best practices, and using technology to enhance instruction. Meeting the individual needs of our students continues to be our priority as we transition to Common Core State Standards (CCSS) which will ensure quality and rigor to maximize student success.

Cathy Garner, Principal  
 □□□Loretta Williams, SIC Chairperson

Comprehensive detail, including definitions of ratings, performance criteria, and explanations of status, is available on [www.ed.sc.gov](http://www.ed.sc.gov) and [www.eoc.sc.gov](http://www.eoc.sc.gov) as well as school and school district websites.

Printed versions are available from school districts upon request.

**Abbreviations Key**

N/A Not Applicable N/AV Not Available N/C Not Collected N/R Not Reported I/S Insufficient Sample TBD To be determined  
 NI Newly Identified CSI Continuing School Improvement CA Corrective Action RP Plan to Restructure R Restructure DELAY School Improvement Status HOLD School Improvement Status