



SC Annual School Report Card Summary

Boiling Springs Intermediate School
 Spartanburg School District Two
 Grades: 4-5 Enrollment: 944
 Principal: Tammy Greer
 Superintendent: Dr. Scott J. Mercer
 Board Chair: Joyce M. Wright

PERFORMANCE

Comprehensive detail, including definitions of ratings, performance criteria, and explanations of status, is available on www.ed.sc.gov and www.eoc.sc.gov as well as school and school district websites. Printed versions are available from school districts upon request.

YEAR	ABSOLUTE RATING	GROWTH RATING	PALMETTO GOLD AND SILVER AWARD		ESEA/FEDERAL ACCOUNTABILITY RATING SYSTEM	
			General Performance	Closing the Gap	ESEA Grade	Accountability Indicator
2012	Good	Good	TBD	TBD	A	N/A
2011	N/A	N/A	Silver	Silver	Not Met	N/A
2010	N/A	N/A	Gold	Silver	Met	N/A

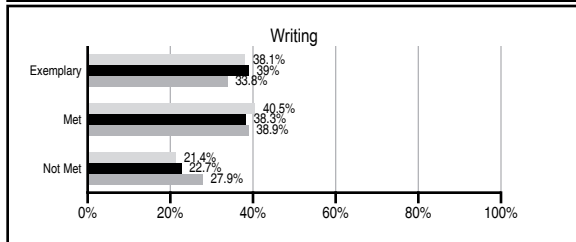
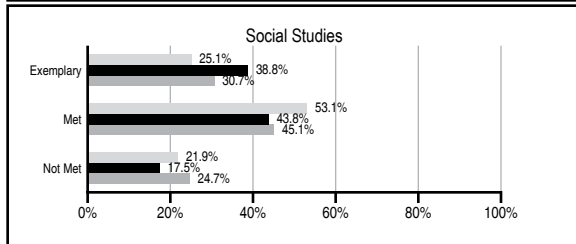
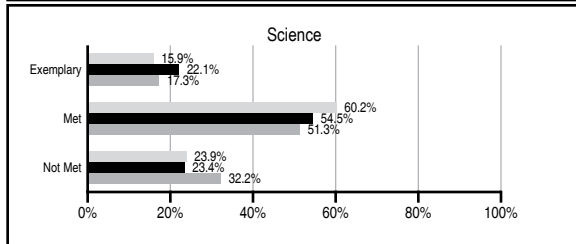
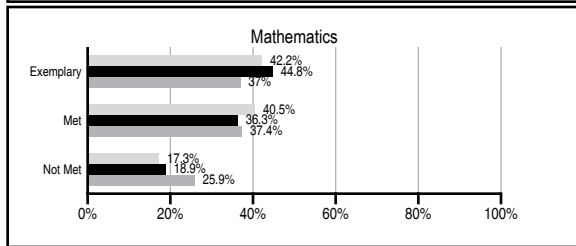
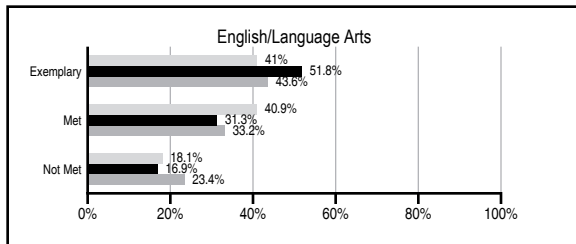
ABSOLUTE RATINGS OF ELEMENTARY SCHOOLS WITH STUDENTS LIKE OURS*

EXCELLENT	GOOD	AVERAGE	BELOW AVERAGE	AT-RISK
45	29	9	1	0

* Ratings are calculated with data available by 11/07/2012. Schools with Students Like Ours are Elementary Schools with Poverty Indices of no more than 5% above or below the index for this school.

PASS PERFORMANCE

Our School Elementary Schools with Students Like Ours Elementary schools statewide



NAEP PERFORMANCE*

* Performance reported for SC and nation, data not available at school level. Percentages at NAEP Achievement Levels.



SC PERFORMANCE VISION

By 2020 all students will graduate with the knowledge and skills necessary to compete successfully in the global economy, participate in a democratic society and contribute positively as members of families and communities.

Abbreviations Key

N/A Not Applicable N/AV Not Available N/C Not Collected N/R Not Reported I/S Insufficient Sample TBD To be determined

Boiling Springs Intermediate School [Spartanburg School District Two]

SCHOOL PROFILE

	Our School	Change from Last Year	Elementary Schools with Students Like Ours	Median Elementary School
Students (n=944)				
Retention rate	0.3%	N/A	0.8%	1.0%
Attendance rate	96.9%	N/A	96.8%	96.6%
Served by gifted and talented program	N/AV	N/AV	N/AV	N/AV
With disabilities other than speech	N/AV	N/AV	N/AV	N/AV
Older than usual for grade	N/AV	N/AV	N/AV	N/AV
Out-of-school suspensions or expulsions for violent and/or criminal offenses	0.0%	N/R	0.0%	0.0%
Teachers (n=56)				
Teachers with advanced degrees	64.3%	N/A	64.3%	63.0%
Continuing contract teachers	N/AV	N/AV	N/AV	N/AV
Teachers returning from previous year	76.2%	N/A	90.3%	88.7%
Teacher attendance rate	95.3%	N/R	95.1%	95.1%
Average teacher salary*	\$45,948	I/S	\$48,937	\$47,210
Classes not taught by highly qualified teachers	0.7%	N/A	0.0%	0.0%
Professional development days/teacher	22.7 days	N/R	11.4 days	10.5 days
School				
Principal's years at school	8.0	N/R	5.0	4.0
Student-teacher ratio in core subjects	23.6 to 1	N/R	20.4 to 1	20.0 to 1
Prime instructional time	91.6%	N/R	90.6%	90.5%
Opportunities in the arts	Excellent	N/R	Good	Good
SACS accreditation	Yes	N/R	Yes	Yes
Parents attending conferences	98.0%	N/R	100.0%	100.0%
Character development program	Excellent	N/R	Excellent	Excellent
Dollars spent per pupil**	\$5,864	N/A	\$6,913	\$7,247
Percent of expenditures for instruction**	52.4%	N/A	68.4%	68.2%
Percent of expenditures for teacher salaries**	60.5%	N/A	66.5%	65.7%
ESEA composite index score	93.6	N/A	95.1	91.9

* Length of contract = 185+ days.

** Prior year audited financial data available.

EVALUATION RESULTS

	Teachers	Students*	Parents*
Number of surveys returned	46	570	323
Percent satisfied with learning environment	100.0%	91.5%	90.9%
Percent satisfied with social and physical environment	100.0%	87.4%	90.2%
Percent satisfied with school-home relations	100.0%	91.4%	87.1%

*Only students at the highest elementary school grade level at this school and their parents were included.

REPORT OF PRINCIPAL AND SCHOOL IMPROVEMENT COUNCIL

During the 2011-2012 school year, the configuration of Boiling Springs Intermediate School transformed into a fourth and fifth grade school where students experienced an exciting year with the theme "Go W.I.L.D" – Where Independent Learners Develop. On the Safari to Success students encountered the highest quality education from meaningful educational experiences and a challenging curriculum. Our curriculum and instructional programs benefited from an emphasis on active student learning, strong teacher leadership, active parental support, and community support and involvement. BSIS made continuous school improvements, began the Leader in Me Process –establishing a guiding vision, common language and culture, as well as engaged in community service projects.

Our students continued to experience success in many areas. Based on math MAP scores fourth grade students experienced gains from Fall to Spring ranging from 88% to 98%. Fourth grade reading MAP gains ranged from 67% to 87%. Fifth grade math MAP gains ranged from 85% to 100%, and reading gains ranged from 61% to 88%. Boiling Springs Intermediate hosted the 1st Annual Palmetto State Gender Institute with over 200 participants from across the State. BSIS was recognized as a Palmetto Silver Award winner and a Closing the Achievement Gap Silver Award winner. Three teachers received National Board Certification, increasing our total to ten. Numerous teachers received grants to enhance their learning environments.

Our character education program expanded to include the Leader in Me Model infusing the 7 Habits, leadership skills, and quality tools to create leaders of self by teaching the skills of self-discipline, self-reliance, and self-confidence. We realize children need to be able to communicate clearly, to work as a team, to be self motivated and analytical thinkers. Our goal in this process is to help our students discover their worth and potential.

Students at BSIS enjoyed a Safari Quest in their efforts to give back to the community. BSIS participated in a canned food drive for the Upstate Family Resource Center, and pet treats for the Spartanburg Humane Society. BSIS students united to raise \$10,000.00 for DreamCatchers. DreamCatchers provided funding for a BSIS 4th grade student and cafeteria employee with cancer to embark on their dream vacation. We are proud of our students and our community.

Comprehensive detail, including definitions of ratings, performance criteria, and explanations of status, is available on www.ed.sc.gov and www.eoc.sc.gov as well as school and school district websites.

Printed versions are available from school districts upon request.

Abbreviations Key

N/A Not Applicable N/AV Not Available N/C Not Collected N/R Not Reported I/S Insufficient Sample TBD To be determined

NI Newly Identified CSI Continuing School Improvement CA Corrective Action RP Plan to Restructure R Restructure DELAY School Improvement Status HOLD School Improvement Status