



# SC Annual School Report Card Summary

Mayo Elementary School  
 Spartanburg School District Two  
 Grades: PK-5 Enrollment: 313  
 Principal: William A. Browning  
 Superintendent: Dr. Scott J. Mercer  
 Board Chair: Joyce M. Wright

## PERFORMANCE

Comprehensive detail, including definitions of ratings, performance criteria, and explanations of status, is available on [www.ed.sc.gov](http://www.ed.sc.gov) and [www.eoc.sc.gov](http://www.eoc.sc.gov) as well as school and school district websites. Printed versions are available from school districts upon request.

YEAR	ABSOLUTE RATING	GROWTH RATING	PALMETTO GOLD AND SILVER AWARD		ESEA/FEDERAL ACCOUNTABILITY RATING SYSTEM	
			General Performance	Closing the Gap	ESEA Grade	Accountability Indicator
2012	Excellent	Excellent	TBD	TBD	A	Focus
2011	Good	Average	Silver	N/A	Met	N/A
2010	Excellent	Good	Gold	N/A	Met	N/A

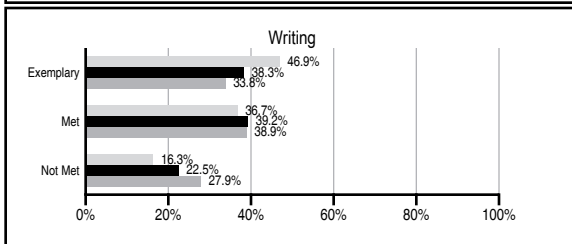
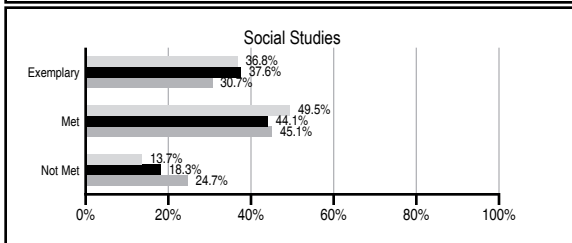
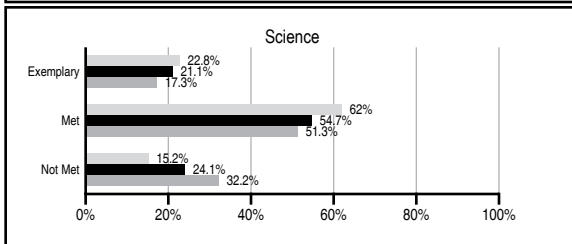
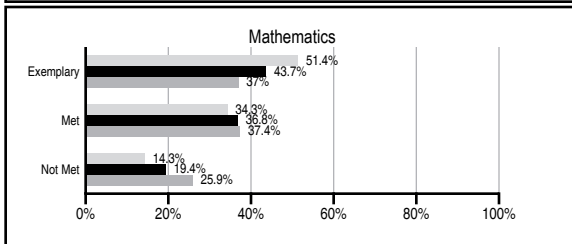
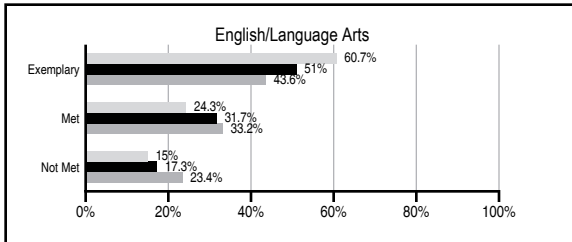
## ABSOLUTE RATINGS OF ELEMENTARY SCHOOLS WITH STUDENTS LIKE OURS\*

EXCELLENT	GOOD	AVERAGE	BELOW AVERAGE	AT-RISK
44	33	13	1	0

\* Ratings are calculated with data available by 11/07/2012. Schools with Students Like Ours are Elementary Schools with Poverty Indices of no more than 5% above or below the index for this school.

## PASS PERFORMANCE

Our School
  Elementary Schools with Students Like Ours
  Elementary schools statewide



## NAEP PERFORMANCE\*

\* Performance reported for SC and nation, data not available at school level. Percentages at NAEP Achievement Levels.



## SC PERFORMANCE VISION

*By 2020 all students will graduate with the knowledge and skills necessary to compete successfully in the global economy, participate in a democratic society and contribute positively as members of families and communities.*

### Abbreviations Key

N/A Not Applicable N/AV Not Available N/C Not Collected N/R Not Reported I/S Insufficient Sample TBD To be determined

# Mayo Elementary School [Spartanburg School District

## SCHOOL PROFILE

	Our School	Change from Last Year	Elementary Schools with Students Like Ours	Median Elementary School
<b>Students (n=313)</b>				
Retention rate	1.0%	Up from 0.3%	0.9%	1.0%
Attendance rate	96.3%	Up from 95.7%	96.7%	96.6%
Served by gifted and talented program	N/AV	N/AV	N/AV	N/AV
With disabilities other than speech	N/AV	N/AV	N/AV	N/AV
Older than usual for grade	N/AV	N/AV	N/AV	N/AV
Out-of-school suspensions or expulsions for violent and/or criminal offenses	0.0%	No Change	0.0%	0.0%
<b>Teachers (n=17)</b>				
Teachers with advanced degrees	64.7%	Down from 70.6%	64.5%	63.0%
Continuing contract teachers	N/AV	N/AV	N/AV	N/AV
Teachers returning from previous year	94.4%	Up from 92.1%	89.1%	88.7%
Teacher attendance rate	91.2%	Down from 94.3%	95.0%	95.1%
Average teacher salary*	\$49,687	Up 10.9%	\$48,865	\$47,210
Classes not taught by highly qualified teachers	0.0%	No Change	0.0%	0.0%
Professional development days/teacher	18.8 days	Down from 22.3 days	11.7 days	10.5 days
<b>School</b>				
Principal's years at school	37.0	Up from 36.0	5.0	4.0
Student-teacher ratio in core subjects	20.3 to 1	Down from 20.5 to 1	20.3 to 1	20.0 to 1
Prime instructional time	86.5%	Down from 87.8%	90.2%	90.5%
Opportunities in the arts	Good	No Change	Good	Good
SACS accreditation	Yes	No Change	Yes	Yes
Parents attending conferences	99.4%	Up from 95.4%	100.0%	100.0%
Character development program	Excellent	No Change	Excellent	Excellent
Dollars spent per pupil**	\$7,918	Down 1.0%	\$6,848	\$7,247
Percent of expenditures for instruction**	54.6%	Down from 58.6%	68.0%	68.2%
Percent of expenditures for teacher salaries**	51.0%	Down from 56.0%	66.3%	65.7%
ESEA composite index score	99.9	N/A	94.6	91.9

\* Length of contract = 185+ days.

\*\* Prior year audited financial data available.

## REPORT OF PRINCIPAL AND SCHOOL IMPROVEMENT COUNCIL

Mayo Elementary School received the Palmetto Silver Award for student academic performance in 2011-2012 presented by the South Carolina Department of Education and the State Board of Education. Our school was the recipient of the Greenville Drive Reading All Stars Outstanding Achievement Award for 2012.

All grade levels at Mayo Elementary School met the District Two Measure of Academic Progress growth goal. Teachers and students in grade four participated in the Writer's Workshop consultant program this year. Staff development for the 2011-2012 school year focused on our Response to Intervention program to strengthen Tier 2 interventions. Teachers participated in iPad inservices to assist with the implementation of this exciting new technology.

Achievements by our students during the 2011-2012 school year included the following:

- 11% of our students received Perfect Attendance Awards.
- 25% of our students made the "A" Honor Roll.
- 53% of our students made the "A-B" Honor Roll.
- 67% of our fifth grade students received the Presidential Award for Academic Excellence.

Our school instructional program focused on guided reading through small group and literacy stations to strengthen our reading program. Our school technology plan introduced iPad technology in all grades. We will continue to expand and emphasize this new technology. Our PTO promoted successful events, such as Family Fun Night, for parents and students and continues to support our instructional program. The Mayo Elementary Junior Beta Club successfully conducted community service projects and charitable fund raisers.

William A. Browning, Principal  
Donna Birch, School Improvement Council Chairperson

## EVALUATION RESULTS

	Teachers	Students*	Parents*
Number of surveys returned	24	50	36
Percent satisfied with learning environment	100.0%	96.0%	94.3%
Percent satisfied with social and physical environment	100.0%	94.0%	100.0%
Percent satisfied with school-home relations	95.7%	88.0%	94.4%

\*Only students at the highest elementary school grade level at this school and their parents were included.

Comprehensive detail, including definitions of ratings, performance criteria, and explanations of status, is available on [www.ed.sc.gov](http://www.ed.sc.gov) and [www.eoc.sc.gov](http://www.eoc.sc.gov) as well as school and school district websites.

Printed versions are available from school districts upon request.

### Abbreviations Key

N/A Not Applicable N/AV Not Available N/C Not Collected N/R Not Reported I/S Insufficient Sample TBD To be determined  
NI Newly Identified CSI Continuing School Improvement CA Corrective Action RP Plan to Restructure R Restructure DELAY School Improvement Status HOLD School Improvement Status