



SC Annual School Report Card Summary

James H. Hendrix International Baccalaureate World School
 Spartanburg School District Two
 Grades: PK-3 Enrollment: 705
 Principal: Dawn S. Neely
 Superintendent: Dr. Scott J. Mercer
 Board Chair: Joyce M. Wright

PERFORMANCE

Comprehensive detail, including definitions of ratings, performance criteria, and explanations of status, is available on www.ed.sc.gov and www.eoc.sc.gov as well as school and school district websites. Printed versions are available from school districts upon request.

YEAR	ABSOLUTE RATING	GROWTH RATING	PALMETTO GOLD AND SILVER AWARD		ESEA/FEDERAL ACCOUNTABILITY RATING SYSTEM	
			General Performance	Closing the Gap	ESEA Grade	Accountability Indicator
2012	Good	Good	TBD	TBD	A	Reward
2011	Average	Average	Silver	N/A	Not Met	NI
2010	Average	Average	N/A	N/A	Not Met	N/A

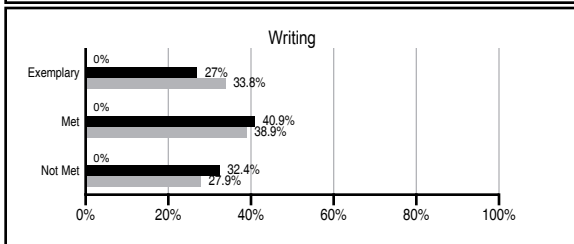
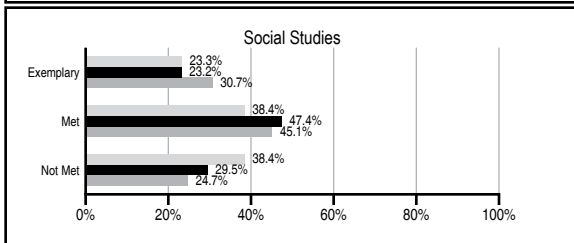
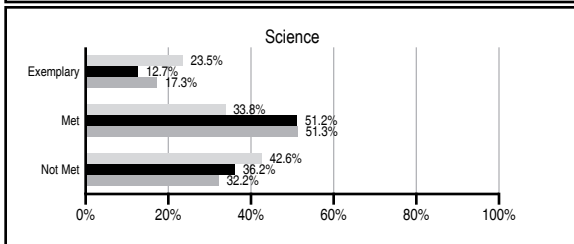
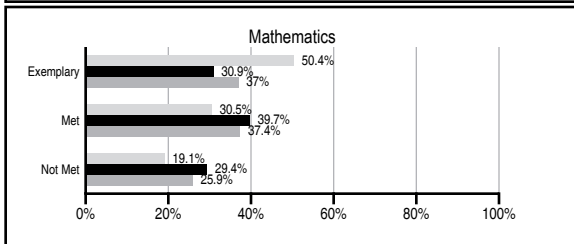
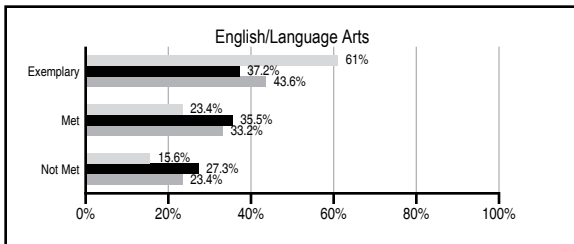
ABSOLUTE RATINGS OF ELEMENTARY SCHOOLS WITH STUDENTS LIKE OURS*

EXCELLENT	GOOD	AVERAGE	BELOW AVERAGE	AT-RISK
10	24	87	11	1

* Ratings are calculated with data available by 11/07/2012. Schools with Students Like Ours are Elementary Schools with Poverty Indices of no more than 5% above or below the index for this school.

PASS PERFORMANCE

Our School
 Elementary Schools with Students Like Ours
 Elementary schools statewide



NAEP PERFORMANCE*

* Performance reported for SC and nation, data not available at school level. Percentages at NAEP Achievement Levels.



SC PERFORMANCE VISION

By 2020 all students will graduate with the knowledge and skills necessary to compete successfully in the global economy, participate in a democratic society and contribute positively as members of families and communities.

Abbreviations Key

N/A Not Applicable N/AV Not Available N/C Not Collected N/R Not Reported I/S Insufficient Sample TBD To be determined

James H. Hendrix International Baccalaureate World School [Spartanburg School District Two]

SCHOOL PROFILE

	Our School	Change from Last Year	Elementary Schools with Students Like Ours	Median Elementary School
Students (n=705)				
Retention rate	2.8%	Down from 4.0%	1.4%	1.0%
Attendance rate	96.6%	Up from 96.1%	96.3%	96.6%
Served by gifted and talented program	N/AV	N/AV	N/AV	N/AV
With disabilities other than speech	N/AV	N/AV	N/AV	N/AV
Older than usual for grade	N/AV	N/AV	N/AV	N/AV
Out-of-school suspensions or expulsions for violent and/or criminal offenses	0.0%	No Change	0.0%	0.0%
Teachers (n=46)				
Teachers with advanced degrees	71.7%	Down from 72.5%	61.4%	63.0%
Continuing contract teachers	N/AV	N/AV	N/AV	N/AV
Teachers returning from previous year	87.3%	Down from 93.1%	88.6%	88.7%
Teacher attendance rate	94.8%	Down from 96.1%	94.9%	95.1%
Average teacher salary*	\$47,569	Up 3.2%	\$46,948	\$47,210
Classes not taught by highly qualified teachers	2.0%	Up from 0.0%	0.0%	0.0%
Professional development days/teacher	11.1 days	Up from 8.3 days	10.7 days	10.5 days
School				
Principal's years at school	10.0	Up from 9.0	4.0	4.0
Student-teacher ratio in core subjects	23.8 to 1	Up from 22.2 to 1	20.0 to 1	20.0 to 1
Prime instructional time	90.5%	Up from 90.2%	89.7%	90.5%
Opportunities in the arts	Excellent	No Change	Good	Good
SACS accreditation	Yes	No Change	Yes	Yes
Parents attending conferences	100.0%	No Change	100.0%	100.0%
Character development program	Excellent	No Change	Excellent	Excellent
Dollars spent per pupil**	\$6,848	Down 3.7%	\$7,307	\$7,247
Percent of expenditures for instruction**	67.5%	Up from 66.1%	68.2%	68.2%
Percent of expenditures for teacher salaries**	63.4%	Up from 61.7%	65.1%	65.7%
ESEA composite index score	91.0	N/A	88.4	91.9

* Length of contract = 185+ days.

** Prior year audited financial data available.

EVALUATION RESULTS

	Teachers	Students*	Parents*
Number of surveys returned	52	146	93
Percent satisfied with learning environment	98.1%	88.9%	89.0%
Percent satisfied with social and physical environment	96.1%	75.3%	89.0%
Percent satisfied with school-home relations	94.0%	84.2%	86.8%

*Only students at the highest elementary school grade level at this school and their parents were included.

REPORT OF PRINCIPAL AND SCHOOL IMPROVEMENT COUNCIL

During the 2011-2012 school year, Hendrix Elementary International Baccalaureate World School continued in the tradition of being exceptional in academics for students and their teachers. Our students left this year with the feeling of success. As a proud Title I school, our faculty, staff and administrators' focus is to provide a positive and nurturing environment to assist in building a strong foundation for future citizens. In order to help the students with both academics and social needs, the faculty uses a variety of strategies to promote growth and development. In the arts, our PTO programs and musicals delighted each audience. Our dance ensemble performed for parents at our annual Mother's Day breakfast, at the Cherry Blossom Festival and October-Fest and for our end-of-the year celebration. Our International Choir once again delighted their audience at the January School Board meeting and on various occasions throughout the year. Suzuki Strings played carols throughout the hallways during the winter holiday and performed at Boiling Springs Intermediate School as well as at Hendrix. The March 2012 art show was one of the most successful in recent years with over eighty pieces of art being sold to appreciative parents. The Hendrix art program was recognized once again by USC-Upstate by being the only school requested to display their art work in the USC-Upstate Gallery. In April Hendrix was honored to be the recipient of the 2012 Richard Riley Institute's Diversity Award for Achievement in Promoting International Diversity in the Upstate. In May we were notified that Hendrix will receive \$1,000.00 and be recognized at the South Carolina Association for Supervision and Curriculum Development (SCASCD) in October 2012 for our outstanding contributions to the Whole Child in the area of Healthy Schools. All this and more defined Hendrix as a wonderful place for children to learn and grow. Hendrix hosted Math and Science Night for our parents and students. Parents and the community joined together for Parent Education Night where over twenty organizations highlighted their contributions and services to the Boiling Springs area. At each event parent participation was tremendous and all surveys indicated that the evenings were beneficial to all that attended. The school staff worked together to continue our excellence in academics. Measures of Academic Progress (MAP) continued to show growth in every grade level and we anticipate enhanced student performance in our state assessment. 100 Book Challenge initiatives remain strong with every child at Hendrix reaching no less than 400 steps this year with many children surpassing that goal. Our single gender classes in 2nd and 3rd grades are showing steady progress each year in addition to our more traditional classes which are excelling in math, reading, science and social studies, as well. Our 4K programs were at capacity this year with great learning taking place each day. I-Pods, I-Pads, flip charts, Promethean Boards, Virtual Field Trips, computer training, Odyssey, Math Out of the Box, Mental Math, the Third Grade Exhibition for IB and more all contributed to an education that is state-of-the-art for the students at Hendrix! Our international exchanges with Japan and Germany are on-going and we are looking forward to our friends visiting us again in the near future. Six teachers from Hendrix will spend almost four weeks teaching in China this summer through a grant from USC-Upstate and two of our teachers will spend two weeks in Japan interfacing with teachers from the Izumi Chuo Kindergarten in Gifu City. Our teachers understand the importance of training to improve their teaching skills and strategies. Our teachers attended staff development in the Common Core, Formative Assessments, Math, Reading, Single Gender, Guided Reading, Math Work Stations, MAP and PASS, and Response to Intervention (RTI) to name a few. The teachers recognize that professional growth will help them improve student performance. As determined by

Comprehensive detail, including definitions of ratings, performance criteria, and explanations of status, is available on www.ed.sc.gov and www.eoc.sc.gov as well as school and school district websites.

Printed versions are available from school districts upon request.

Abbreviations Key

N/A Not Applicable N/AV Not Available N/C Not Collected N/R Not Reported I/S Insufficient Sample TBD To be determined

NI Newly Identified CSI Continuing School Improvement CA Corrective Action RP Plan to Restructure R Restructure DELAY School Improvement Status HOLD School Improvement Status