



SC Annual School Report Card Summary

Chesnee Elementary School
 Spartanburg School District Two
 Grades: PK-5 Enrollment: 539
 Principal: Deana S. Watson
 Superintendent: Dr. Scott J. Mercer
 Board Chair: Joyce M. Wright

PERFORMANCE

Comprehensive detail, including definitions of ratings, performance criteria, and explanations of status, is available on www.ed.sc.gov and www.eoc.sc.gov as well as school and school district websites. Printed versions are available from school districts upon request.

YEAR	ABSOLUTE RATING	GROWTH RATING	PALMETTO GOLD AND SILVER AWARD		ESEA/FEDERAL ACCOUNTABILITY RATING SYSTEM	
			General Performance	Closing the Gap	ESEA Grade	Accountability Indicator
2012	Good	Average	TBD	TBD	B	Focus
2011	Good	Average	Silver	N/A	Not Met	N/A
2010	Good	Good	Silver	Silver	Met	N/A

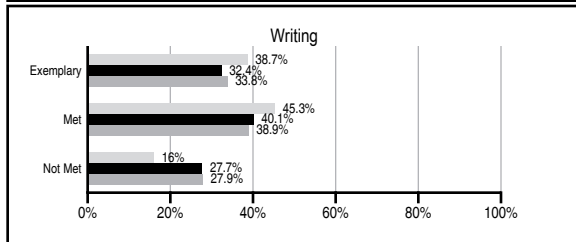
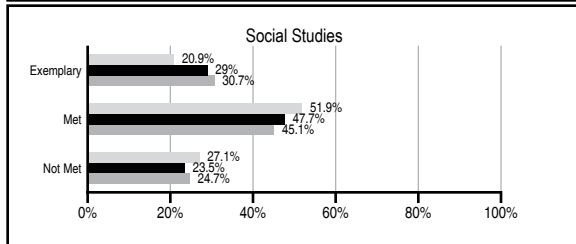
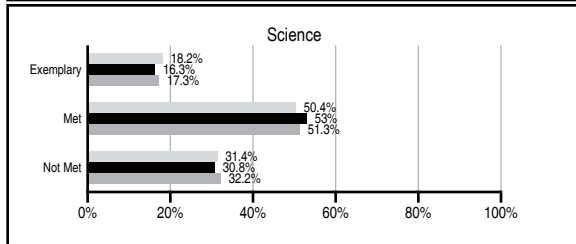
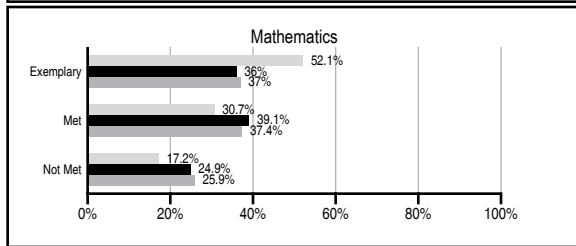
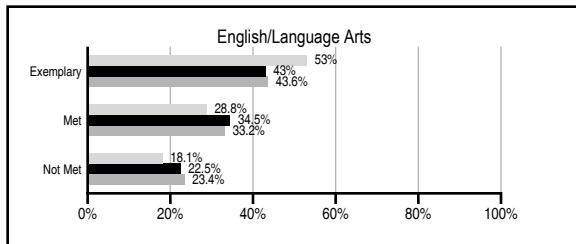
ABSOLUTE RATINGS OF ELEMENTARY SCHOOLS WITH STUDENTS LIKE OURS*

EXCELLENT	GOOD	AVERAGE	BELOW AVERAGE	AT-RISK
21	44	57	3	0

* Ratings are calculated with data available by 11/07/2012. Schools with Students Like Ours are Elementary Schools with Poverty Indices of no more than 5% above or below the index for this school.

PASS PERFORMANCE

Our School
 Elementary Schools with Students Like Ours
 Elementary schools statewide



NAEP PERFORMANCE*

* Performance reported for SC and nation, data not available at school level. Percentages at NAEP Achievement Levels.



SC PERFORMANCE VISION

By 2020 all students will graduate with the knowledge and skills necessary to compete successfully in the global economy, participate in a democratic society and contribute positively as members of families and communities.

Abbreviations Key

N/A Not Applicable N/AV Not Available N/C Not Collected N/R Not Reported I/S Insufficient Sample TBD To be determined

Chesnee Elementary School
[Spartanburg School District Two]

SCHOOL PROFILE

	Our School	Change from Last Year	Elementary Schools with Students Like Ours	Median Elementary School
Students (n=539)				
Retention rate	1.0%	Down from 1.2%	1.2%	1.0%
Attendance rate	96.5%	Up from 95.6%	96.4%	96.6%
Served by gifted and talented program	N/AV	N/AV	N/AV	N/AV
With disabilities other than speech	N/AV	N/AV	N/AV	N/AV
Older than usual for grade	N/AV	N/AV	N/AV	N/AV
Out-of-school suspensions or expulsions for violent and/or criminal offenses	0.0%	No Change	0.0%	0.0%
Teachers (n=34)				
Teachers with advanced degrees	64.7%	Down from 69.7%	61.8%	63.0%
Continuing contract teachers	N/AV	N/AV	N/AV	N/AV
Teachers returning from previous year	89.6%	Down from 90.4%	89.6%	88.7%
Teacher attendance rate	95.3%	Up from 95.2%	95.2%	95.1%
Average teacher salary*	\$45,497	Down 0.6%	\$47,400	\$47,210
Classes not taught by highly qualified teachers	1.8%	Down from 2.2%	0.0%	0.0%
Professional development days/teacher	6.2 days	Down from 7.5 days	10.9 days	10.5 days
School				
Principal's years at school	1.0	Down from 7.0	5.0	4.0
Student-teacher ratio in core subjects	18.9 to 1	Up from 18.2 to 1	19.9 to 1	20.0 to 1
Prime instructional time	91.1%	Up from 89.4%	90.3%	90.5%
Opportunities in the arts	Good	No Change	Good	Good
SACS accreditation	Yes	No Change	Yes	Yes
Parents attending conferences	100.0%	Up from 99.7%	100.0%	100.0%
Character development program	Good	No Change	Excellent	Excellent
Dollars spent per pupil**	\$7,331	Down 6.1%	\$7,085	\$7,247
Percent of expenditures for instruction**	61.5%	Down from 62.6%	67.8%	68.2%
Percent of expenditures for teacher salaries**	58.5%	Down from 59.2%	66.1%	65.7%
ESEA composite index score	84.2	N/A	90.7	91.9

* Length of contract = 185+ days.

** Prior year audited financial data available.

EVALUATION RESULTS

	Teachers	Students*	Parents*
Number of surveys returned	36	68	56
Percent satisfied with learning environment	100.0%	89.7%	88.7%
Percent satisfied with social and physical environment	100.0%	89.7%	88.9%
Percent satisfied with school-home relations	100.0%	94.1%	85.7%

*Only students at the highest elementary school grade level at this school and their parents were included.

REPORT OF PRINCIPAL AND SCHOOL IMPROVEMENT COUNCIL

Chesnee Elementary School, where students “Learn Like a Champion”, has enthusiastically completed another successful year. Being a Title I school, our faculty, staff, and administrators focus to provide a positive, engaging, and nurturing environment to assist in building a strong foundation for our children. In order to help students with academic and social needs, the faculty uses a variety of strategies to promote growth and development. To enhance the fine arts program, students participated in our eighth annual drama production as well as our annual CES Art Show. We have a partnership with the Spartanburg County Arts Foundation to help provide numerous cultural activities for the students through the MUSE Machine Grant. The school has a partnership with the Boys and Girls Club of Spartanburg to operate a year-round program for students. Children are involved in the research-based 100 Book Challenge Program and Reading is Fundamental continues to provide students with quality children’s books. Our reading accomplishments with these programs have helped better prepare our students to be life-long readers. Over the past six years, the students and teachers have worked with two instructional coaches to broaden our use of effective techniques in the classrooms and increase student achievement. Our technology continues to expand to prepare our students for the workplace. The school staff, PTO, and volunteers worked together to promote parental involvement. Six PTO programs, enhanced by student performances, were conducted throughout the year. Participation in the three family nights, designed to help parents understand how to academically assist their children, exceeded school attendance projections. The increase in parent participation is one contributing factor that has enhanced student performance. The teachers and staff continue to participate in professional development training to improve their teaching skills and strategies. Our teachers eagerly participate in workshops and share with others regarding current trends in education. The teachers recognize the importance of professional growth in helping them improve student performance. As determined by our Title I surveys, parents are excited about the various aspects of the school’s educational programs. Chesnee Elementary continues to serve the community as a Palmetto Silver Award recipient, a Red Carpet School, and as being recognized by the EOC once again for Closing the Gap with our Title I students and meeting Annual Yearly Progress (AYP).

Amy Thompson, SIC Chairperson
 S. Watson, Principal

Deana

Comprehensive detail, including definitions of ratings, performance criteria, and explanations of status, is available on www.ed.sc.gov and www.eoc.sc.gov as well as school and school district websites.

Printed versions are available from school districts upon request.

Abbreviations Key

N/A Not Applicable N/AV Not Available N/C Not Collected N/R Not Reported I/S Insufficient Sample TBD To be determined

NI Newly Identified CSI Continuing School Improvement CA Corrective Action RP Plan to Restructure R Restructure DELAY School Improvement Status HOLD School Improvement Status