



SC Annual School Report Card Summary

Boiling Springs Elementary
Spartanburg School District Two
Grades: PK-3 Enrollment: 903
Principal: Luann Cartee
Superintendent: Dr. Scott J. Mercer
Board Chair: Joyce M. Wright

PERFORMANCE

Comprehensive detail, including definitions of ratings, performance criteria, and explanations of status, is available on www.ed.sc.gov and www.eoc.sc.gov as well as school and school district websites. Printed versions are available from school districts upon request.

YEAR	ABSOLUTE RATING	GROWTH RATING	PALMETTO GOLD AND SILVER AWARD		ESEA/FEDERAL ACCOUNTABILITY RATING SYSTEM	
			General Performance	Closing the Gap	ESEA Grade	Accountability Indicator
2012	Excellent	Average	TBD	TBD	A	N/A
2011	Good	Average	Silver	N/A	Not Met	N/A
2010	Average	Average	N/A	N/A	Not Met	N/A

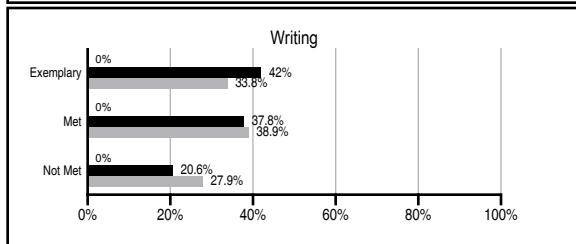
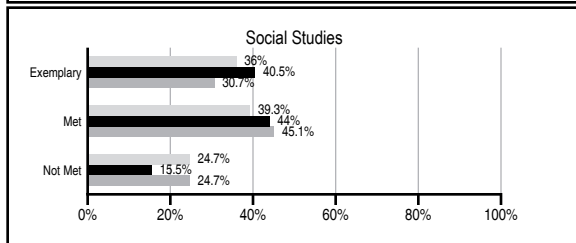
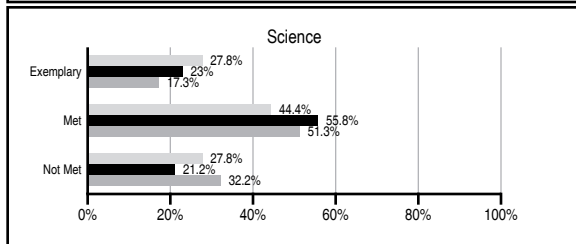
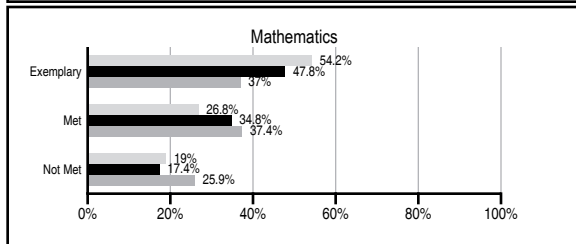
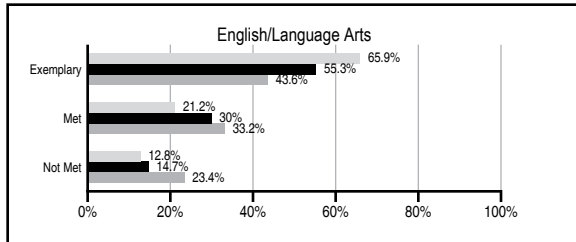
ABSOLUTE RATINGS OF ELEMENTARY SCHOOLS WITH STUDENTS LIKE OURS*

EXCELLENT	GOOD	AVERAGE	BELOW AVERAGE	AT-RISK
48	17	4	1	0

* Ratings are calculated with data available by 11/07/2012. Schools with Students Like Ours are Elementary Schools with Poverty Indices of no more than 5% above or below the index for this school.

PASS PERFORMANCE

Our School
 Elementary Schools with Students Like Ours
 Elementary schools statewide



NAEP PERFORMANCE*

* Performance reported for SC and nation, data not available at school level. Percentages at NAEP Achievement Levels.



SC PERFORMANCE VISION

By 2020 all students will graduate with the knowledge and skills necessary to compete successfully in the global economy, participate in a democratic society and contribute positively as members of families and communities.

Abbreviations Key

N/A Not Applicable N/AV Not Available N/C Not Collected N/R Not Reported I/S Insufficient Sample TBD To be determined

Boiling Springs Elementary
[Spartanburg School District Two]

SCHOOL PROFILE

	Our School	Change from Last Year	Elementary Schools with Students Like Ours	Median Elementary School
Students (n=903)				
Retention rate	1.2%	Down from 2.2%	0.9%	1.0%
Attendance rate	96.9%	Up from 95.9%	97.0%	96.6%
Served by gifted and talented program	N/AV	N/AV	N/AV	N/AV
With disabilities other than speech	N/AV	N/AV	N/AV	N/AV
Older than usual for grade	N/AV	N/AV	N/AV	N/AV
Out-of-school suspensions or expulsions for violent and/or criminal offenses	0.0%	No Change	0.0%	0.0%
Teachers (n=52)				
Teachers with advanced degrees	53.8%	Down from 58.7%	62.2%	63.0%
Continuing contract teachers	N/AV	N/AV	N/AV	N/AV
Teachers returning from previous year	83.5%	Down from 90.5%	90.1%	88.7%
Teacher attendance rate	94.5%	Down from 96.1%	95.2%	95.1%
Average teacher salary*	\$46,203	Up 4.2%	\$47,968	\$47,210
Classes not taught by highly qualified teachers	2.3%	Up from 2.2%	0.0%	0.0%
Professional development days/teacher	7.7 days	Down from 11.9 days	10.2 days	10.5 days
School				
Principal's years at school	2.0	Up from 1.0	4.0	4.0
Student-teacher ratio in core subjects	18.9 to 1	Up from 18.3 to 1	21.0 to 1	20.0 to 1
Prime instructional time	90.7%	Down from 91.4%	91.5%	90.5%
Opportunities in the arts	Good	No Change	Good	Good
SACS accreditation	Yes	No Change	Yes	Yes
Parents attending conferences	100.0%	No Change	100.0%	100.0%
Character development program	Excellent	No Change	Excellent	Excellent
Dollars spent per pupil**	\$6,194	Down 3.8%	\$6,749	\$7,247
Percent of expenditures for instruction**	66.3%	Up from 65.5%	69.2%	68.2%
Percent of expenditures for teacher salaries**	64.0%	Up from 62.7%	67.5%	65.7%
ESEA composite index score	94.9	N/A	95.4	91.9

* Length of contract = 185+ days.

** Prior year audited financial data available.

EVALUATION RESULTS

	Teachers	Students*	Parents*
Number of surveys returned	46	185	117
Percent satisfied with learning environment	95.7%	88.6%	91.2%
Percent satisfied with social and physical environment	97.8%	92.4%	87.8%
Percent satisfied with school-home relations	100.0%	90.2%	84.6%

*Only students at the highest elementary school grade level at this school and their parents were included.

REPORT OF PRINCIPAL AND SCHOOL IMPROVEMENT COUNCIL

The students, staff, and school community of Boiling Springs Elementary join together in celebrating another successful school year. Our school theme, "Setting the Stage for Learning at BSES" focuses on the achievements of our students as they become "stars" in their learning environment. The commitment of our teachers and staff along with the supportive partnerships of our parents and community set the stage for success. Our success is measured in the academic growth of each child beginning in four-year old kindergarten through third grade. Our students routinely set goals and strive to be their personal best. We have seen an increase in Measures of Academic Progress (MAP) scores. Our gains on MAP serve as a positive indication of success on our state test, Palmetto Assessment of State Standards (PASS). Boiling Springs Elementary School is a recipient of the 2011 Palmetto Silver Award presented by the state of South Carolina in recognition of our students' achievements on state testing. Literacy remains a focus for our school as we strive to provide a strong foundation for our young learners. Our goal is to provide a literacy rich environment for our students and nurture their love of reading. Our focus on small group guided reading instruction provided differentiated instruction to develop our students' reading proficiency. This instruction focused on the specific needs of students and accelerated their progress in reading. Our teachers participated in yearlong staff development to support this initiative. We acknowledge the value in recognizing our students for their effort and commitment to excellence. Quarterly classroom awards programs, Terrific Kid, and year end awards programs focused on academic achievement, character traits, and effort. Additionally, our students were recognized for their accomplishments in the Boiling Springs community and surrounding areas including participation in the Piedmont Region III Science Fair, CH2MHill Sustainability Poster Contest, Safe Kids Spartanburg, and Boiling Springs Business Association. Our local businesses invest in our students by supplying incentives and awards to recognize achievement and effort. The unwavering support we receive from our PTA is instrumental in the success of the academic program at our school. This support comes in a variety of forms including many volunteer hours and funds to purchase items to support instruction such as Promethean Boards, books and other materials for classrooms. Our students, teachers, staff, parents, and community help make our school a great place to learn and grow each day! We truly are setting the stage of lifelong learning for the children of Boiling Springs Elementary.

Luann Cartee, Principal
 Chairperson

Scott Galloway, SIC

Comprehensive detail, including definitions of ratings, performance criteria, and explanations of status, is available on www.ed.sc.gov and www.eoc.sc.gov as well as school and school district websites.

Printed versions are available from school districts upon request.

Abbreviations Key

N/A Not Applicable N/AV Not Available N/C Not Collected N/R Not Reported I/S Insufficient Sample TBD To be determined
 NI Newly Identified CSI Continuing School Improvement CA Corrective Action RP Plan to Restructure R Restructure DELAY School Improvement Status HOLD School Improvement Status