



SC Annual School Report Card Summary

Hollywood Elementary School
Saluda
Grades: PK-5 Enrollment: 405
Principal: Tammie C Shore
Superintendent: Dr. David M. Mathis
Board Chair: Dr. Kathy Coleman

PERFORMANCE

Comprehensive detail, including definitions of ratings, performance criteria, and explanations of status, is available on www.ed.sc.gov and www.eoc.sc.gov as well as school and school district websites. Printed versions are available from school districts upon request.

YEAR	ABSOLUTE RATING	GROWTH RATING	PALMETTO GOLD AND SILVER AWARD		ESEA/FEDERAL ACCOUNTABILITY RATING SYSTEM	
			General Performance	Closing the Gap	ESEA Grade	Accountability Indicator
2012	Good	Average	TBD	TBD	A	N/A
2011	Good	Average	Silver	N/A	Met	N/A
2010	Average	Average	N/A	N/A	Met	N/A

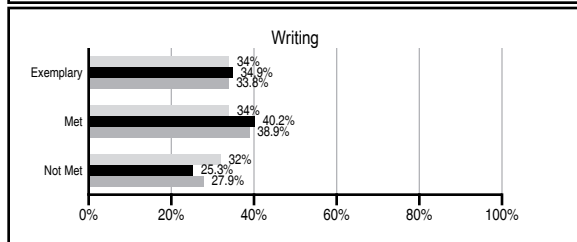
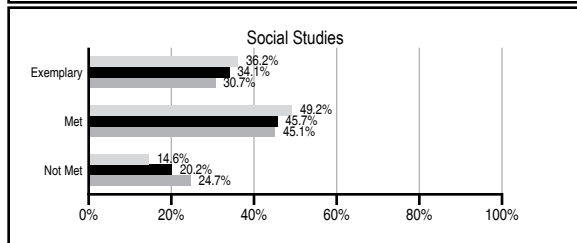
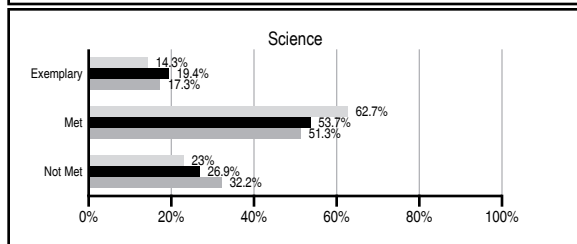
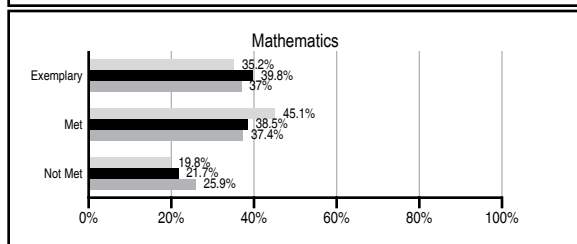
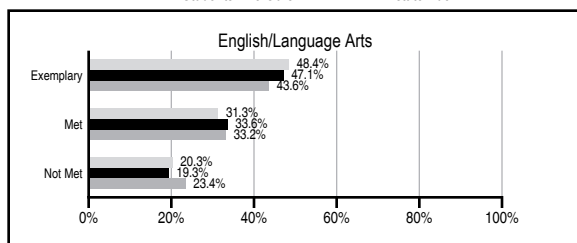
ABSOLUTE RATINGS OF ELEMENTARY SCHOOLS WITH STUDENTS LIKE OURS*

EXCELLENT	GOOD	AVERAGE	BELOW AVERAGE	AT-RISK
31	45	28	0	0

* Ratings are calculated with data available by 11/07/2012. Schools with Students Like Ours are Elementary Schools with Poverty Indices of no more than 5% above or below the index for this school.

PASS PERFORMANCE

Our School Elementary Schools with Students Like Ours Elementary schools statewide



NAEP PERFORMANCE*

* Performance reported for SC and nation, data not available at school level. Percentages at NAEP Achievement Levels.



SC PERFORMANCE VISION

By 2020 all students will graduate with the knowledge and skills necessary to compete successfully in the global economy, participate in a democratic society and contribute positively as members of families and communities.

Abbreviations Key

N/A Not Applicable N/AV Not Available N/C Not Collected N/R Not Reported I/S Insufficient Sample TBD To be determined

Hollywood Elementary School [Saluda]

SCHOOL PROFILE

	Our School	Change from Last Year	Elementary Schools with Students Like Ours	Median Elementary School
Students (n=405)				
Retention rate	3.3%	Down from 3.7%	0.9%	1.0%
Attendance rate	96.6%	No Change	96.5%	96.6%
Served by gifted and talented program	N/AV	N/AV	N/AV	N/AV
With disabilities other than speech	N/AV	N/AV	N/AV	N/AV
Older than usual for grade	N/AV	N/AV	N/AV	N/AV
Out-of-school suspensions or expulsions for violent and/or criminal offenses	0.0%	No Change	0.0%	0.0%
Teachers (n=25)				
Teachers with advanced degrees	60.0%	Up from 56.0%	62.6%	63.0%
Continuing contract teachers	N/AV	N/AV	N/AV	N/AV
Teachers returning from previous year	93.0%	Up from 85.5%	89.2%	88.7%
Teacher attendance rate	95.6%	Up from 95.2%	95.2%	95.1%
Average teacher salary*	\$43,065	Down 0.6%	\$47,729	\$47,210
Classes not taught by highly qualified teachers	0.0%	No Change	0.0%	0.0%
Professional development days/teacher	11.3 days	Down from 12.5 days	11.3 days	10.5 days
School				
Principal's years at school	10.0	Up from 9.0	5.0	4.0
Student-teacher ratio in core subjects	N/R	N/R	20.2 to 1	20.0 to 1
Prime instructional time	90.8%	Up from 90.6%	90.3%	90.5%
Opportunities in the arts	Good	No Change	Good	Good
SACS accreditation	Yes	Up from No	Yes	Yes
Parents attending conferences	100.0%	No Change	100.0%	100.0%
Character development program	Excellent	No Change	Excellent	Excellent
Dollars spent per pupil**	\$6,597	Down 4.8%	\$6,689	\$7,247
Percent of expenditures for instruction**	63.9%	Up from 62.0%	68.7%	68.2%
Percent of expenditures for teacher salaries**	61.7%	Up from 60.6%	66.4%	65.7%
ESEA composite index score	96.2	N/A	92.9	91.9

* Length of contract = 185+ days.

** Prior year audited financial data available.

EVALUATION RESULTS

	Teachers	Students*	Parents*
Number of surveys returned	22	52	40
Percent satisfied with learning environment	90.5%	86.5%	84.2%
Percent satisfied with social and physical environment	95.5%	65.4%	92.5%
Percent satisfied with school-home relations	95.5%	78.8%	85.0%

*Only students at the highest elementary school grade level at this school and their parents were included.

REPORT OF PRINCIPAL AND SCHOOL IMPROVEMENT COUNCIL

Accredit [a-kred'it]-to authorize; to certify; to believe in; to attribute; to furnish with credentials. This word has been very important in the life of HES this year. Each descriptor applies to Hollywood in many ways.

State certification authorizes our team of highly qualified teachers to instruct our students. Six of those team members are Nationally Board Certified. Using Balanced literacy, Write from the Beginning and balanced math all students are taught according to their level of proficiency. High quality assessments, MAP and PASS are all indicators of success as scores continue to rise across the board. Students in grades 3-5 are challenged daily with our PowerPeriod. Open House, Curriculum Night and Kindergarten 101 allowed teachers to share the goals and expectations of HES with our parents.

We certify our commitment to our students by providing opportunities for them to shine. The Science Fair, Invention Convention and Science Showcase are prime examples of this. Students researched and experimented their way across the curriculum. Camping out with Reading and Math provided a fun filled evening of books and problem solving under the stars. Our Rockin'Reader incentive program enables students to earn rewards for reading outside the requirements of regular class work. Students star on our morning news, the Hollywood Rock Show.

We believe in a well rounded student. Hollywood supports many afterschool programs that make this happen. The National Honor Society sponsored a food and toy drive to help those less fortunate. Math Olympiads and the ORFF Ensemble encouraged students interested in mathematics and music by providing them with experiences to compete and perform. The Good News Club met weekly to equip children for a morally challenging world.

Hollywood can attribute a portion of its' success to community involvement. Parents and grandparents enjoyed breakfast with the students. Book fairs bring families out to share their love of reading. Students and community members joined together to salute veterans during our Veterans Day celebration. The South Carolina Department of Natural Resources offered tips on resource conservation. Last but certainly not least is our community volunteer program that bolsters our students' scores and confidence.

The final descriptor in our definition is "to furnish with credentials". Hollywood is currently accredited through the South Carolina Department of Education but our staff, students and administration went above and beyond to earn accreditation from AdvancED.

Yes, the word "Accredit" has been important to HES throughout the 2011-2012 school year and with the help and support of staff, students, parents and community we have defined it well.

Kelly Weeks, SIC chairperson
Tammie Shore, Principal

Comprehensive detail, including definitions of ratings, performance criteria, and explanations of status, is available on www.ed.sc.gov and www.eoc.sc.gov as well as school and school district websites.

Printed versions are available from school districts upon request.

Abbreviations Key

N/A Not Applicable N/AV Not Available N/C Not Collected N/R Not Reported I/S Insufficient Sample TBD To be determined

NI Newly Identified CSI Continuing School Improvement CA Corrective Action RP Plan to Restructure R Restructure DELAY School Improvement Status HOLD School Improvement Status