



SC Annual School Report Card Summary

Satchel Ford Elementary School
 Richland School District One
 Grades: K-5 Enrollment: 647
 Principal: Connie D. Derrick
 Superintendent: Dr. Percy A. Mack
 Board Chair: Dwayne Smiling

PERFORMANCE

Comprehensive detail, including definitions of ratings, performance criteria, and explanations of status, is available on www.ed.sc.gov and www.eoc.sc.gov as well as school and school district websites. Printed versions are available from school districts upon request.

YEAR	ABSOLUTE RATING	GROWTH RATING	PALMETTO GOLD AND SILVER AWARD		ESEA/FEDERAL ACCOUNTABILITY RATING SYSTEM	
			General Performance	Closing the Gap	ESEA Grade	Accountability Indicator
2012	Excellent	Excellent	TBD	TBD	A	N/A
2011	Excellent	Excellent	Gold	N/A	Met	N/A
2010	Excellent	Excellent	Gold	N/A	Not Met	N/A

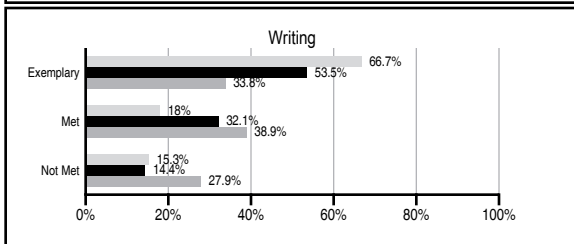
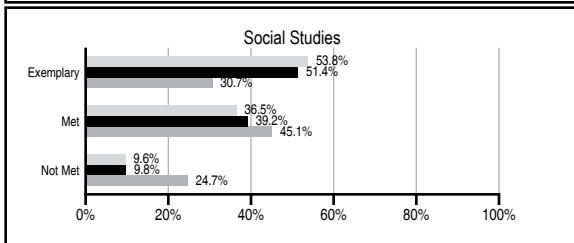
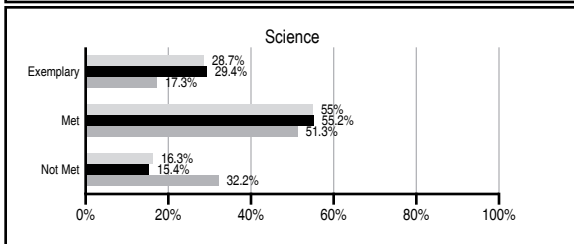
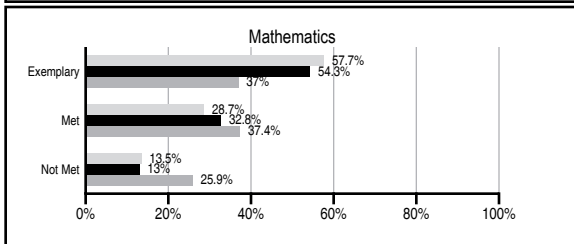
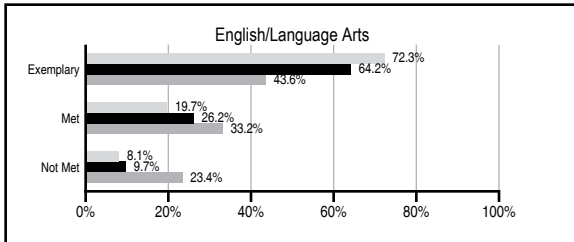
ABSOLUTE RATINGS OF ELEMENTARY SCHOOLS WITH STUDENTS LIKE OURS*

EXCELLENT	GOOD	AVERAGE	BELOW AVERAGE	AT-RISK
22	1	0	0	0

* Ratings are calculated with data available by 11/07/2012. Schools with Students Like Ours are Elementary Schools with Poverty Indices of no more than 5% above or below the index for this school.

PASS PERFORMANCE

Our School
 Elementary Schools with Students Like Ours
 Elementary schools statewide



NAEP PERFORMANCE*

* Performance reported for SC and nation, data not available at school level. Percentages at NAEP Achievement Levels.



SC PERFORMANCE VISION

By 2020 all students will graduate with the knowledge and skills necessary to compete successfully in the global economy, participate in a democratic society and contribute positively as members of families and communities.

Abbreviations Key

N/A Not Applicable N/AV Not Available N/C Not Collected N/R Not Reported I/S Insufficient Sample TBD To be determined

Satchel Ford Elementary School
[Richland School District One]

SCHOOL PROFILE

	Our School	Change from Last Year	Elementary Schools with Students Like Ours	Median Elementary School
Students (n=647)				
Retention rate	0.9%	Up from 0.6%	0.7%	1.0%
Attendance rate	97.0%	Up from 96.7%	97.0%	96.6%
Served by gifted and talented program	N/AV	N/AV	N/AV	N/AV
With disabilities other than speech	N/AV	N/AV	N/AV	N/AV
Older than usual for grade	N/AV	N/AV	N/AV	N/AV
Out-of-school suspensions or expulsions for violent and/or criminal offenses	0.0%	No Change	0.0%	0.0%
Teachers (n=46)				
Teachers with advanced degrees	56.5%	Down from 63.6%	62.5%	63.0%
Continuing contract teachers	N/AV	N/AV	N/AV	N/AV
Teachers returning from previous year	91.3%	Down from 91.5%	91.4%	88.7%
Teacher attendance rate	96.0%	Up from 93.3%	96.1%	95.1%
Average teacher salary*	\$50,616	Down 2.4%	\$48,750	\$47,210
Classes not taught by highly qualified teachers	0.0%	No Change	0.0%	0.0%
Professional development days/teacher	10.9 days	Up from 5.8 days	9.3 days	10.5 days
School				
Principal's years at school	6.0	Up from 5.0	4.0	4.0
Student-teacher ratio in core subjects	18.9 to 1	Down from 20.3 to 1	21.3 to 1	20.0 to 1
Prime instructional time	92.4%	Up from 89.3%	92.2%	90.5%
Opportunities in the arts	Excellent	No Change	Good	Good
SACS accreditation	Yes	No Change	Yes	Yes
Parents attending conferences	100.0%	No Change	100.0%	100.0%
Character development program	Excellent	Up from Below Average	Excellent	Excellent
Dollars spent per pupil**	\$7,425	Down 3.8%	\$6,428	\$7,247
Percent of expenditures for instruction**	77.9%	Down from 78.4%	70.0%	68.2%
Percent of expenditures for teacher salaries**	75.5%	Down from 76.3%	69.2%	65.7%
ESEA composite index score	97.9	N/A	98.3	91.9

* Length of contract = 185+ days.

** Prior year audited financial data available.

EVALUATION RESULTS

	Teachers	Students*	Parents*
Number of surveys returned	53	113	72
Percent satisfied with learning environment	96.2%	91.0%	95.7%
Percent satisfied with social and physical environment	96.1%	92.9%	94.4%
Percent satisfied with school-home relations	92.5%	90.0%	85.9%

*Only students at the highest elementary school grade level at this school and their parents were included.

Comprehensive detail, including definitions of ratings, performance criteria, and explanations of status, is available on www.ed.sc.gov and www.eoc.sc.gov as well as school and school district websites.

Printed versions are available from school districts upon request.

REPORT OF PRINCIPAL AND SCHOOL IMPROVEMENT COUNCIL

The staff at Satchel Ford continues to strive to improve the academic achievement for all students, with a continual focus on improving student wellness.

A survey, conducted by the School Improvement Council (SIC), verified the need for continued focus on improving student nutrition and health. Since last school year, the administrators, PTO and SIC have worked to incorporate healthier options into the school lunch menu. This effort was culminated with Satchel Ford receiving a salad bar and implementing this as an option at lunchtime. Satchel Ford is one of only twelve schools in the nation chosen to receive a salad bar and be a part of the new HBO campaign "The Weight of the Nation" documentary series. Whole Foods gave each student a reusable water bottle and funded a new GLOBAL TAP, an alternative to bottled water. The SIC supported other wellness initiatives. Satchel Ford was awarded a grant from the NFL's Fuel UP to Play 60 program, a program that focuses on improving the quality of physical activity and student exposure to healthy food options. Once again, the PTO organized the second annual Walk-a-thon, an event that encourages students to complete exercise logs for one month.

Since 2004 Satchel Ford has been recognized as an Arts in Basic Curriculum (ABC) School by the South Carolina Arts Commission and continues to be awarded this designation through a grant writing cycle. Satchel Ford has been a seven year recipient of the SC State Department of Education's Distinguished Arts Program (DAP) grant. This grant money, along with funds raised by the Brave Arts Steering Committee, was utilized to support the arts program by funding a portion of the dance teacher's position. For the fifth consecutive year, the second grade wrote its own opera, Magnets-an Opera of Attraction. Under the direction of Nicholas Smith, the former conductor of the SC Philharmonic, students wrote choral poems and lyrics to songs, created and choreographed dances, and developed instrumental percussion pieces to exemplify topics involving magnetism.

Satchel Ford teachers continues to offer clubs for students before and after school hours. Students participated in the Dance Club, Book Club, Safety Patrol, Chorus, Recycling Club and Student Council. Several new clubs were started this year: the Video Production Club, Girls on the Run and Fuel UP to Play 60 Fitness Club. Again this year, Grade 3-5 students in the Braves Aftercare program auditioned to participate in the steel drum band. Also, students had the opportunity to participate in other new clubs that were started this year.

Satchel Ford was again honored by the School Board of Commissioners for raising the most money for Walk for Life and Relay for Life, two separate events that support the American Cancer Society. Satchel Ford raised \$4318 for the Walk for Life and was honored as a Relay for Life Gold Team for raising over \$5,000.

For the 2012-20113 school year, the faculty has decided to continue to focus on literacy instruction to support continued teacher growth and development.

Peter Balthazor, SIC Chairperson
 Connie D. Derrick, Principal

Abbreviations Key

N/A Not Applicable N/AV Not Available N/C Not Collected N/R Not Reported I/S Insufficient Sample TBD To be determined

NI Newly Identified CSI Continuing School Improvement CA Corrective Action RP Plan to Restructure R Restructure DELAY School Improvement Status HOLD School Improvement Status