



# SC Annual School Report Card Summary

**Brennen Elementary**  
**Richland School District One**  
**Grades: PK-5** Enrollment: 791  
**Principal: Mark Shea**  
**Superintendent: Dr. Percy A. Mack**  
**Board Chair: Dwayne Smiling**

## PERFORMANCE

Comprehensive detail, including definitions of ratings, performance criteria, and explanations of status, is available on [www.ed.sc.gov](http://www.ed.sc.gov) and [www.eoc.sc.gov](http://www.eoc.sc.gov) as well as school and school district websites. Printed versions are available from school districts upon request.

YEAR	ABSOLUTE RATING	GROWTH RATING	PALMETTO GOLD AND SILVER AWARD		ESEA/FEDERAL ACCOUNTABILITY RATING SYSTEM	
			General Performance	Closing the Gap	ESEA Grade	Accountability Indicator
2012	Excellent	Excellent	TBD	TBD	A	N/A
2011	Excellent	Excellent	Gold	N/A	Not Met	N/A
2010	Excellent	Excellent	Gold	Silver	Met	N/A

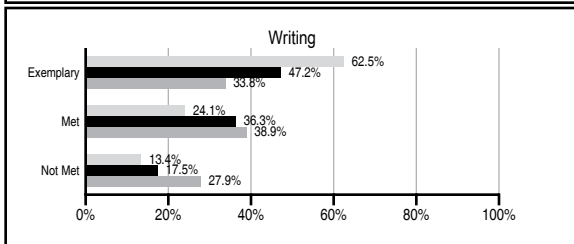
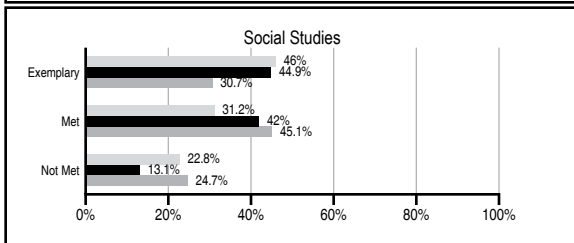
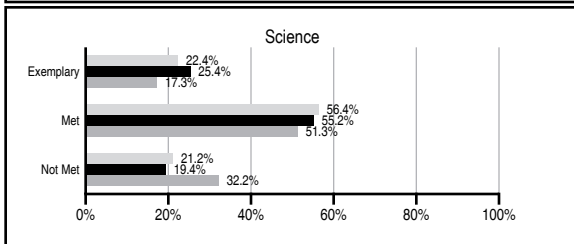
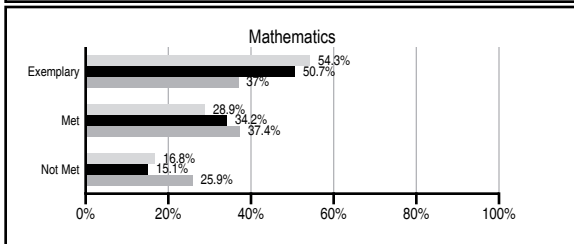
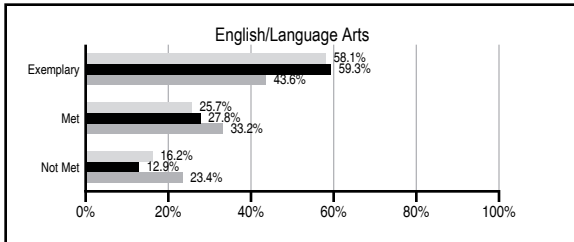
## ABSOLUTE RATINGS OF ELEMENTARY SCHOOLS WITH STUDENTS LIKE OURS\*

EXCELLENT	GOOD	AVERAGE	BELOW AVERAGE	AT-RISK
33	6	0	1	0

\* Ratings are calculated with data available by 11/07/2012. Schools with Students Like Ours are Elementary Schools with Poverty Indices of no more than 5% above or below the index for this school.

## PASS PERFORMANCE

Our School
  Elementary Schools with Students Like Ours
  Elementary schools statewide



## NAEP PERFORMANCE\*

\* Performance reported for SC and nation, data not available at school level. Percentages at NAEP Achievement Levels.



## SC PERFORMANCE VISION

*By 2020 all students will graduate with the knowledge and skills necessary to compete successfully in the global economy, participate in a democratic society and contribute positively as members of families and communities.*

### Abbreviations Key

N/A Not Applicable N/AV Not Available N/C Not Collected N/R Not Reported I/S Insufficient Sample TBD To be determined

# Brennen Elementary [Richland School District One]

## SCHOOL PROFILE

	Our School	Change from Last Year	Elementary Schools with Students Like Ours	Median Elementary School
<b>Students (n=791)</b>				
Retention rate	1.6%	Up from 1.3%	1.0%	1.0%
Attendance rate	97.0%	Up from 96.4%	97.1%	96.6%
Served by gifted and talented program	N/AV	N/AV	N/AV	N/AV
With disabilities other than speech	N/AV	N/AV	N/AV	N/AV
Older than usual for grade	N/AV	N/AV	N/AV	N/AV
Out-of-school suspensions or expulsions for violent and/or criminal offenses	0.0%	No Change	0.0%	0.0%
<b>Teachers (n=50)</b>				
Teachers with advanced degrees	74.0%	Up from 73.1%	68.9%	63.0%
Continuing contract teachers	N/AV	N/AV	N/AV	N/AV
Teachers returning from previous year	87.0%	No Change	90.8%	88.7%
Teacher attendance rate	93.9%	No Change	95.2%	95.1%
Average teacher salary*	\$53,011	Down 1.1%	\$48,820	\$47,210
Classes not taught by highly qualified teachers	0.0%	No Change	0.0%	0.0%
Professional development days/teacher	11.2 days	Down from 12.7 days	8.9 days	10.5 days
<b>School</b>				
Principal's years at school	9.0	Up from 8.0	4.0	4.0
Student-teacher ratio in core subjects	22.4 to 1	Up from 20.5 to 1	21.2 to 1	20.0 to 1
Prime instructional time	90.1%	Up from 89.0%	91.5%	90.5%
Opportunities in the arts	Excellent	No Change	Good	Good
SACS accreditation	Yes	No Change	Yes	Yes
Parents attending conferences	100.0%	No Change	100.0%	100.0%
Character development program	Good	Down from Excellent	Excellent	Excellent
Dollars spent per pupil**	\$7,210	Up 1.7%	\$6,782	\$7,247
Percent of expenditures for instruction**	81.2%	Up from 80.4%	68.6%	68.2%
Percent of expenditures for teacher salaries**	78.7%	Up from 77.8%	66.6%	65.7%
ESEA composite index score	95.7	N/A	97.3	91.9

\* Length of contract = 185+ days.

\*\* Prior year audited financial data available.

## EVALUATION RESULTS

	Teachers	Students*	Parents*
Number of surveys returned	49	116	67
Percent satisfied with learning environment	89.6%	87.0%	92.2%
Percent satisfied with social and physical environment	93.8%	83.5%	84.8%
Percent satisfied with school-home relations	93.8%	91.4%	89.2%

\*Only students at the highest elementary school grade level at this school and their parents were included.

Comprehensive detail, including definitions of ratings, performance criteria, and explanations of status, is available on [www.ed.sc.gov](http://www.ed.sc.gov) and [www.eoc.sc.gov](http://www.eoc.sc.gov) as well as school and school district websites.

Printed versions are available from school districts upon request.

## REPORT OF PRINCIPAL AND SCHOOL IMPROVEMENT COUNCIL

Brennen Elementary School is a flagship institution for elementary education throughout South Carolina, as exemplified by our Palmetto's Finest Finalist status for 2011. The school is situated in a residential section of Columbia and serves approximately 800 students in grades K through 5. Brennen's greatest strengths come from its strong student achievement, excellent parent and community support, comprehensive social action projects, and continuous professional development.

We are proud of the student achievement and numerous school honors that have come to us at Brennen in recent years. We have maintained a rating of Excellent or Good on the SC School Report Card. Also, for 9 of the 11 years, we have maintained Palmetto Gold or Silver Award status. For years, we have continued our status as a Red Carpet School. Numerous 5th graders won honors in the junior division at the USC Region II Science and Engineering Fair. We utilize the latest technology, such as interactive white boards and a wireless mobile computer lab, to maximize our students' achievement. Our students participate in art, music, PE, Spanish and drama classes. First through fifth graders perform in full-length plays.

Our parent and community support is quite impressive. The PTO sponsored its 8th fund-raising auction, raising \$60,000 during that one evening and attracting approximately 300 attendees (PTO raised \$102,000 over the entire school year). Among the PTO activities that regularly bring in hundreds of attendees are Harvest Happening, Spring Supper, Back-to-School Bash, Walk Your Child to School Day, and Grandparents' Day. Our SIC is quite active, too. In 2011, we were statewide finalists for the SC-SIC Dick and Tunky Riley School Improvement Award. The members broadened school-to-family communication, created the student directory, and assisted teachers with many classroom activities and needs. Our neighborhood Kilbourne Park Baptist Church members serve as our Faith-Based Partners and allow us to have our 5th Grade Promotion Ceremony in their gym. USC's Foreign Language Department students have continued to provide German instruction to interested students in one of our after-school programs.

Our Social Action Projects included Pennies for Patients (\$1,000 for the Leukemia Society), Jump Rope for Heart (\$8,336 for the American Heart Association), Harvest Hope Food Drive (1,567 pounds), Walk for Life (\$895 for the American Cancer Society), Make a Wish Foundation (\$568), Leukemia Society (\$91), Ronald McDonald House (16 lbs of tabs) and United Way (\$949).

In much the same way, we have continued our emphasis on professional development. We have continued Stages One and Two of HET (Highly Effective Teaching) and provided multiple-year coaching for our faculty and staff. Stage One focuses on the physical and emotional environment of the school. Stage Two addresses curriculum and instruction issues. In addition, our teams of teachers have worked to become true Professional Learning Communities.

All of us associated with Brennen Elementary School are proud of our 62-year history of academic excellence and have pride in the outstanding elementary school experience that we provide for our students.

Dr. Marian Crum-Mack, Principal  
Steve Searcy, SIC Chairperson

### Abbreviations Key

N/A Not Applicable N/AV Not Available N/C Not Collected N/R Not Reported I/S Insufficient Sample TBD To be determined

NI Newly Identified CSI Continuing School Improvement CA Corrective Action RP Plan to Restructure R Restructure DELAY School Improvement Status HOLD School Improvement Status