



SC Annual School Report Card Summary

Bradley Elementary
Richland School District One
Grades: PK-5 **Enrollment: 386**
Principal: Dr. Erica Fields
Superintendent: Dr. Percy A. Mack
Board Chair: Dwayne Smiling

PERFORMANCE

Comprehensive detail, including definitions of ratings, performance criteria, and explanations of status, is available on www.ed.sc.gov and www.eoc.sc.gov as well as school and school district websites. Printed versions are available from school districts upon request.

YEAR	ABSOLUTE RATING	GROWTH RATING	PALMETTO GOLD AND SILVER AWARD		ESEA/FEDERAL ACCOUNTABILITY RATING SYSTEM	
			General Performance	Closing the Gap	ESEA Grade	Accountability Indicator
2012	Average	Below Average	TBD	TBD	A	N/A
2011	Average	Below Average	N/A	N/A	Not Met	N/A
2010	Below Average	Below Average	N/A	N/A	Met	N/A

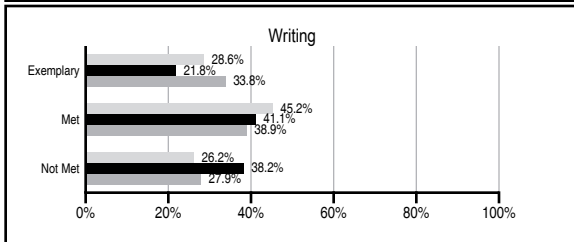
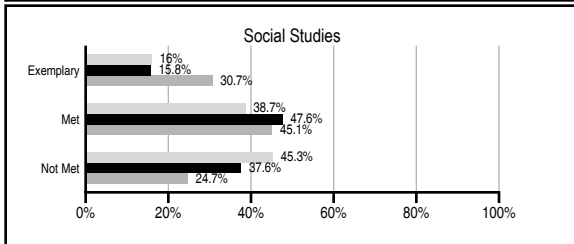
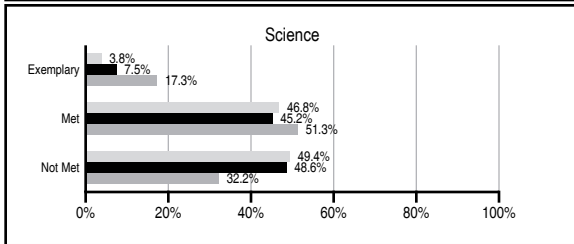
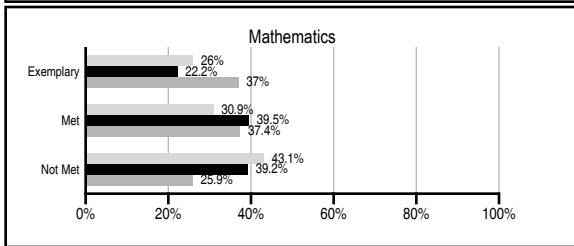
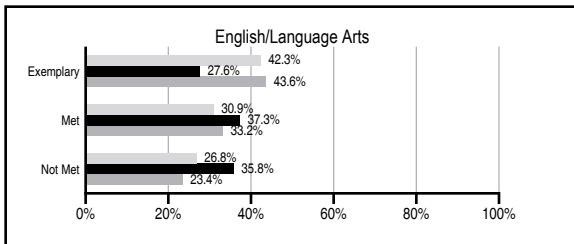
ABSOLUTE RATINGS OF ELEMENTARY SCHOOLS WITH STUDENTS LIKE OURS*

EXCELLENT	GOOD	AVERAGE	BELOW AVERAGE	AT-RISK
2	12	95	49	20

* Ratings are calculated with data available by 11/07/2012. Schools with Students Like Ours are Elementary Schools with Poverty Indices of no more than 5% above or below the index for this school.

PASS PERFORMANCE

Our School
 Elementary Schools with Students Like Ours
 Elementary schools statewide



NAEP PERFORMANCE*

* Performance reported for SC and nation, data not available at school level. Percentages at NAEP Achievement Levels.



SC PERFORMANCE VISION

By 2020 all students will graduate with the knowledge and skills necessary to compete successfully in the global economy, participate in a democratic society and contribute positively as members of families and communities.

Abbreviations Key

N/A Not Applicable N/AV Not Available N/C Not Collected N/R Not Reported I/S Insufficient Sample TBD To be determined

Bradley Elementary [Richland School District One]

SCHOOL PROFILE

	Our School	Change from Last Year	Elementary Schools with Students Like Ours	Median Elementary School
Students (n=386)				
Retention rate	1.5%	Down from 1.6%	1.3%	1.0%
Attendance rate	96.1%	Up from 95.7%	96.3%	96.6%
Served by gifted and talented program	N/AV	N/AV	N/AV	N/AV
With disabilities other than speech	N/AV	N/AV	N/AV	N/AV
Older than usual for grade	N/AV	N/AV	N/AV	N/AV
Out-of-school suspensions or expulsions for violent and/or criminal offenses	0.0%	No Change	0.0%	0.0%
Teachers (n=29)				
Teachers with advanced degrees	79.3%	Down from 82.8%	62.8%	63.0%
Continuing contract teachers	N/AV	N/AV	N/AV	N/AV
Teachers returning from previous year	90.3%	Up from 90.0%	85.4%	88.7%
Teacher attendance rate	94.2%	Down from 95.0%	95.3%	95.1%
Average teacher salary*	\$51,822	Down 0.2%	\$45,127	\$47,210
Classes not taught by highly qualified teachers	0.0%	No Change	0.0%	0.0%
Professional development days/teacher	6.7 days	Up from 5.6 days	9.8 days	10.5 days
School				
Principal's years at school	13.0	Up from 12.0	4.0	4.0
Student-teacher ratio in core subjects	15.5 to 1	Up from 14.8 to 1	18.1 to 1	20.0 to 1
Prime instructional time	89.8%	Down from 90.4%	90.6%	90.5%
Opportunities in the arts	Good	No Change	Good	Good
SACS accreditation	Yes	No Change	Yes	Yes
Parents attending conferences	100.0%	No Change	100.0%	100.0%
Character development program	Average	No Change	Excellent	Excellent
Dollars spent per pupil**	\$9,043	Down 4.7%	\$8,317	\$7,247
Percent of expenditures for instruction**	79.6%	Down from 81.0%	66.6%	68.2%
Percent of expenditures for teacher salaries**	78.2%	Down from 78.4%	63.3%	65.7%
ESEA composite index score	91.5	N/A	84.4	91.9

* Length of contract = 185+ days.

** Prior year audited financial data available.

EVALUATION RESULTS

	Teachers	Students*	Parents*
Number of surveys returned	28	33	21
Percent satisfied with learning environment	96.4%	90.6%	84.2%
Percent satisfied with social and physical environment	100.0%	90.6%	83.3%
Percent satisfied with school-home relations	85.2%	88.0%	73.7%

*Only students at the highest elementary school grade level at this school and their parents were included.

REPORT OF PRINCIPAL AND SCHOOL IMPROVEMENT COUNCIL

Francis W. Bradley Elementary is located in the city of Columbia at 3032 Pinebelt Road in Richland County School District One. The school's organizational structure consists of Child Development through grade five, with a current enrollment of 384 students.

Professional Development is a key component in ensuring that quality instruction occurs through research-based best practices. Members of the faculty and the administration have undergone extensive training as part of the S. C. Reading Initiative, with a strong emphasis on improving reading and writing instruction. Early intervention is the key to success for our young learners. In grades CD-1, Breakthrough to Literacy is implemented to develop the skills and knowledge young learners need to become competent readers. Students who enter first grade lacking basic skills in reading receive assistance from a reading interventionist.

Other interventions across the grade levels include a daily ELA/math focus the first 25 minutes of each school day for students in grade K-5. Accelerated Reader is integrated into the reading program in grades 2-5. Additional reading and math instruction is provided through the Success Maker, which is a computer-assisted instructional program incorporated into the computer lab. Our instructional program is further enhanced through the school's technology lab, which encourages the integration of technology into the instructional program. Each classroom is equipped with at least 4 computers to be used for research and project-based instruction. Teachers plan weekly for flexible, small-group instruction for students who need assistance. Students who score "not met" on PASS are provided assistance in our after-school tutorial program. Our R.E.A.C.H. tutors (retired educators) provide small group instruction during the day for students at the cusp of moving to the next level of achievement in grades 3-5.

Bradley's state-of-the-art facility was renovated in 2002 to feature a new kindergarten wing, gymnasium, science lab, music room, keyboard lab and two computer labs. The school makes use of the latest technology. Parents have high expectations of the school and support the school's motto, "Excellence in Action." An active PTA and School Improvement Council, parent volunteer programs and attendance at school-sponsored events are evidence of parent and community involvement. Over the past several years, Bradley has received several awards. In 2004, the school was the recipient of the Red Carpet Award, presented by the S.C. Department of Education. In March 2007, Bradley's School Improvement Council received Honorable Mention as one of the 5 finalists for the Dick and Tunky Riley Award. The school met Adequate Yearly Progress for the 2008-2009 and 2009-2010 school year. In March 2009 through 2011, the school was the recipient of the Healthier U.S. School Challenge Gold Award. In 2011-2012, the school was the recipient of the Fresh Fruits and Vegetables Grant. The school's friendly and warm environment makes it a wonderful place for students to learn and "BEE."

Natasha Dais, SIC Chairperson
Erica Fields, Principal

Dr.

Comprehensive detail, including definitions of ratings, performance criteria, and explanations of status, is available on www.ed.sc.gov and www.eoc.sc.gov as well as school and school district websites.

Printed versions are available from school districts upon request.

Abbreviations Key

N/A Not Applicable N/AV Not Available N/C Not Collected N/R Not Reported I/S Insufficient Sample TBD To be determined

NI Newly Identified CSI Continuing School Improvement CA Corrective Action RP Plan to Restructure R Restructure DELAY School Improvement Status HOLD School Improvement Status