



SC Annual School Report Card Summary

Chastain Road Elementary School
 School District of Pickens County
 Grades: PK-5 Enrollment: 535
 Principal: Elliott Southard
 Superintendent: Dr. Kelly U. Pew
 Board Chair: Mr. Alex Saitta

PERFORMANCE

Comprehensive detail, including definitions of ratings, performance criteria, and explanations of status, is available on www.ed.sc.gov and www.eoc.sc.gov as well as school and school district websites. Printed versions are available from school districts upon request.

YEAR	ABSOLUTE RATING	GROWTH RATING	PALMETTO GOLD AND SILVER AWARD		ESEA/FEDERAL ACCOUNTABILITY RATING SYSTEM	
			General Performance	Closing the Gap	ESEA Grade	Accountability Indicator
2012	Good	Average	TBD	TBD	A	N/A
2011	N/A	N/A	N/A	N/A	N/A	N/A
2010	N/A	N/A	N/A	N/A	N/A	N/A

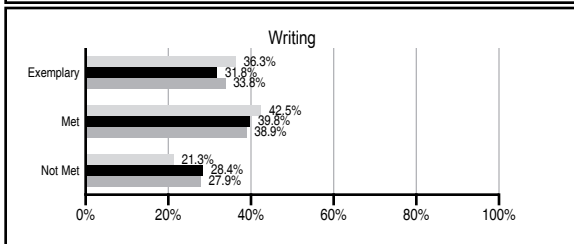
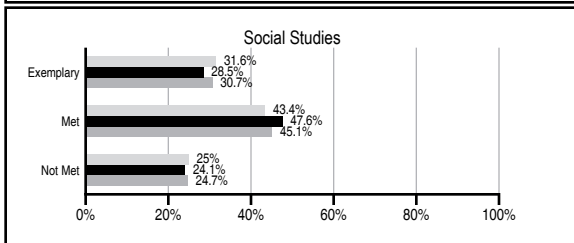
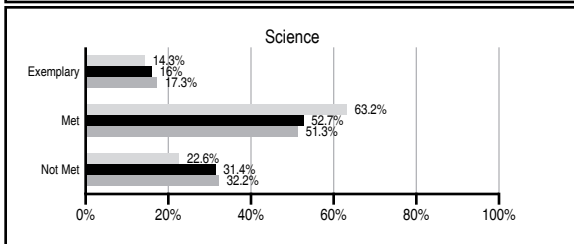
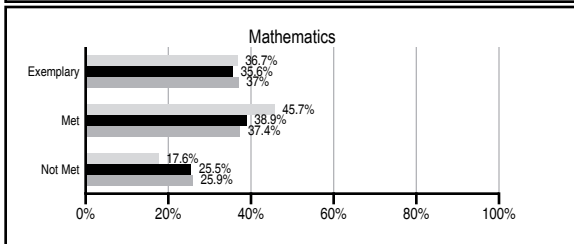
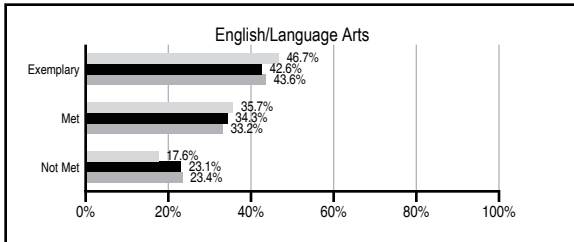
ABSOLUTE RATINGS OF ELEMENTARY SCHOOLS WITH STUDENTS LIKE OURS*

EXCELLENT	GOOD	AVERAGE	BELOW AVERAGE	AT-RISK
21	45	59	5	0

* Ratings are calculated with data available by 11/07/2012. Schools with Students Like Ours are Elementary Schools with Poverty Indices of no more than 5% above or below the index for this school.

PASS PERFORMANCE

Our School
 Elementary Schools with Students Like Ours
 Elementary schools statewide



NAEP PERFORMANCE*

* Performance reported for SC and nation, data not available at school level. Percentages at NAEP Achievement Levels.



SC PERFORMANCE VISION

By 2020 all students will graduate with the knowledge and skills necessary to compete successfully in the global economy, participate in a democratic society and contribute positively as members of families and communities.

Abbreviations Key

N/A Not Applicable N/AV Not Available N/C Not Collected N/R Not Reported I/S Insufficient Sample TBD To be determined

Chastain Road Elementary School [School District of Pickens County]

SCHOOL PROFILE

	Our School	Change from Last Year	Elementary Schools with Students Like Ours	Median Elementary School
Students (n=535)				
Retention rate	0.0%	N/A	1.3%	1.0%
Attendance rate	95.8%	N/A	96.3%	96.6%
Served by gifted and talented program	N/AV	N/AV	N/AV	N/AV
With disabilities other than speech	N/AV	N/AV	N/AV	N/AV
Older than usual for grade	N/AV	N/AV	N/AV	N/AV
Out-of-school suspensions or expulsions for violent and/or criminal offenses	0.0%	N/R	0.0%	0.0%
Teachers (n=33)				
Teachers with advanced degrees	69.7%	N/A	61.8%	63.0%
Continuing contract teachers	N/AV	N/AV	N/AV	N/AV
Teachers returning from previous year	N/A	N/A	89.6%	88.7%
Teacher attendance rate	94.2%	N/R	95.1%	95.1%
Average teacher salary*	\$44,523	I/S	\$47,351	\$47,210
Classes not taught by highly qualified teachers	0.0%	N/A	0.0%	0.0%
Professional development days/teacher	13.9 days	N/R	10.8 days	10.5 days
School				
Principal's years at school	1.0	N/R	5.0	4.0
Student-teacher ratio in core subjects	20.7 to 1	N/R	19.9 to 1	20.0 to 1
Prime instructional time	88.1%	N/R	90.2%	90.5%
Opportunities in the arts	Good	N/R	Good	Good
SACS accreditation	Yes	N/R	Yes	Yes
Parents attending conferences	98.4%	N/R	100.0%	100.0%
Character development program	Excellent	N/R	Excellent	Excellent
Dollars spent per pupil**	N/A	N/A	\$7,242	\$7,247
Percent of expenditures for instruction**	N/A	N/A	67.7%	68.2%
Percent of expenditures for teacher salaries**	N/A	N/A	65.5%	65.7%
ESEA composite index score	97.0	N/A	88.6	91.9

* Length of contract = 185+ days.

** Prior year audited financial data available.

EVALUATION RESULTS

	Teachers	Students*	Parents*
Number of surveys returned	31	78	58
Percent satisfied with learning environment	100.0%	92.3%	87.7%
Percent satisfied with social and physical environment	100.0%	93.6%	86.2%
Percent satisfied with school-home relations	93.5%	97.4%	83.9%

*Only students at the highest elementary school grade level at this school and their parents were included.

REPORT OF PRINCIPAL AND SCHOOL IMPROVEMENT COUNCIL

It was an exciting year as Chastain Road, a Title I school, opened its doors to students for the first time in September of 2011. With a brand new, state-of-the-art facility, our faculty and staff were able to make student achievement the top priority from day one. Utilizing a variety of instructional strategies, our teachers met the students at their appropriate level of instruction and challenged them to grow as much as they could over the course of the year. Using MAP data, PASS scores, and classroom assessments, our teachers incorporated the district's literacy model, Guided Reading, Touch Math, Calendar Math, Science Kits, RIT groups, and numerous other instructional techniques offering students as much individualized instruction as possible. School-wide expectations were established using Positive Behavior Interventions and Supports (PBIS). Tickets were given out for displaying appropriate expectations and weekly ticket drawings were held to reward students. Even though our school was just in its first year of existence, we were able to offer a variety of activities beyond the classroom to enhance the instructional program. These included chorus, student council, safety patrol, before and after school tutoring, Good News Club, book fairs, field day, and awards night. Character education was also a top priority at CRE this year with the implementation of Chick-fil-A's Core Essentials Program. Each month a different core value was taught through classroom guidance lessons as well as highlighted on the morning announcements. Students were also recognized for displaying those values each month. Finally, parent and community involvement contributed to the overall success of our school through an active School Improvement Council and volunteer program. Parents were also involved throughout the year with various family nights held at the school. In addition, partnerships with local businesses were established to benefit the school. These included Chick-fil-A of Easley, Enviro Mulch, Tony's Pizza and Subs, Ingles of Liberty, Lowe's of Easley, and Upstate School Spirit.

Elliott Southard, Principal
Lisa Dix, SIC Chairperson

Comprehensive detail, including definitions of ratings, performance criteria, and explanations of status, is available on www.ed.sc.gov and www.eoc.sc.gov as well as school and school district websites.

Printed versions are available from school districts upon request.

Abbreviations Key

N/A Not Applicable N/AV Not Available N/C Not Collected N/R Not Reported I/S Insufficient Sample TBD To be determined

NI Newly Identified CSI Continuing School Improvement CA Corrective Action RP Plan to Restructure R Restructure DELAY School Improvement Status HOLD School Improvement Status