



SC Annual School Report Card Summary

Six Mile Elementary
 School District of Pickens County
 Grades: PK-5 Enrollment: 461
 Principal: Cliff Alexander
 Superintendent: Dr. Kelly U. Pew
 Board Chair: Mr. Alex Saitta

PERFORMANCE

Comprehensive detail, including definitions of ratings, performance criteria, and explanations of status, is available on www.ed.sc.gov and www.eoc.sc.gov as well as school and school district websites. Printed versions are available from school districts upon request.

YEAR	ABSOLUTE RATING	GROWTH RATING	PALMETTO GOLD AND SILVER AWARD		ESEA/FEDERAL ACCOUNTABILITY RATING SYSTEM	
			General Performance	Closing the Gap	ESEA Grade	Accountability Indicator
2012	Excellent	Excellent	TBD	TBD	A	N/A
2011	Excellent	Excellent	Gold	N/A	Met	N/A
2010	Excellent	Excellent	Gold	Silver	Met	N/A

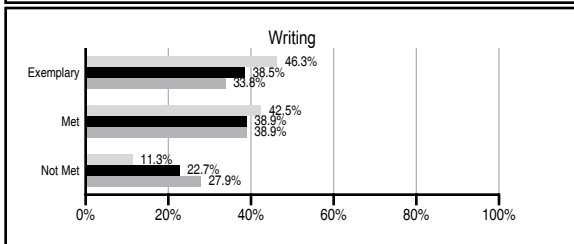
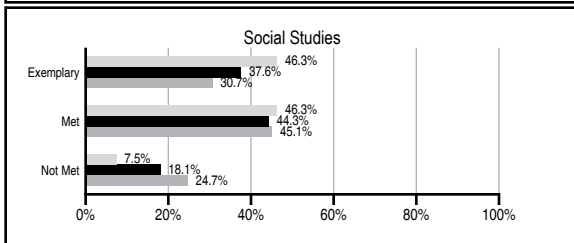
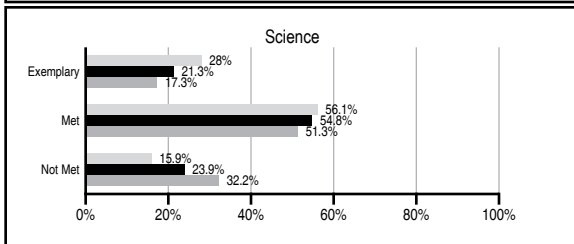
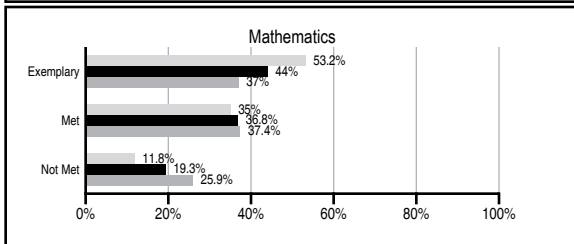
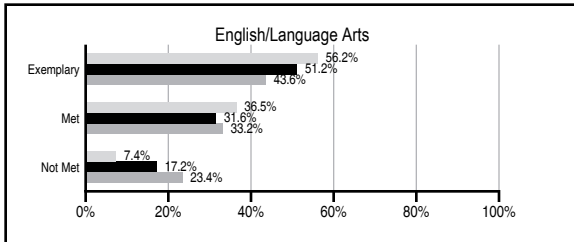
ABSOLUTE RATINGS OF ELEMENTARY SCHOOLS WITH STUDENTS LIKE OURS*

EXCELLENT	GOOD	AVERAGE	BELOW AVERAGE	AT-RISK
43	34	12	1	0

* Ratings are calculated with data available by 11/07/2012. Schools with Students Like Ours are Elementary Schools with Poverty Indices of no more than 5% above or below the index for this school.

PASS PERFORMANCE

Our School
 Elementary Schools with Students Like Ours
 Elementary schools statewide



NAEP PERFORMANCE*

* Performance reported for SC and nation, data not available at school level. Percentages at NAEP Achievement Levels.



SC PERFORMANCE VISION

By 2020 all students will graduate with the knowledge and skills necessary to compete successfully in the global economy, participate in a democratic society and contribute positively as members of families and communities.

Abbreviations Key

N/A Not Applicable N/AV Not Available N/C Not Collected N/R Not Reported I/S Insufficient Sample TBD To be determined

Six Mile Elementary [School District of Pickens County]

SCHOOL PROFILE

	Our School	Change from Last Year	Elementary Schools with Students Like Ours	Median Elementary School
Students (n=461)				
Retention rate	0.9%	Down from 2.4%	0.9%	1.0%
Attendance rate	96.5%	No Change	96.7%	96.6%
Served by gifted and talented program	N/AV	N/AV	N/AV	N/AV
With disabilities other than speech	N/AV	N/AV	N/AV	N/AV
Older than usual for grade	N/AV	N/AV	N/AV	N/AV
Out-of-school suspensions or expulsions for violent and/or criminal offenses	0.0%	No Change	0.0%	0.0%
Teachers (n=28)				
Teachers with advanced degrees	67.9%	Down from 71.0%	64.3%	63.0%
Continuing contract teachers	N/AV	N/AV	N/AV	N/AV
Teachers returning from previous year	90.5%	Up from 90.0%	89.2%	88.7%
Teacher attendance rate	95.4%	Down from 96.8%	95.1%	95.1%
Average teacher salary*	\$48,918	Down 1.7%	\$48,669	\$47,210
Classes not taught by highly qualified teachers	0.0%	No Change	0.0%	0.0%
Professional development days/teacher	7.0 days	Up from 6.6 days	11.5 days	10.5 days
School				
Principal's years at school	7.0	Up from 6.0	5.0	4.0
Student-teacher ratio in core subjects	20.0 to 1	Down from 21.3 to 1	20.2 to 1	20.0 to 1
Prime instructional time	90.6%	Down from 92.2%	90.3%	90.5%
Opportunities in the arts	Good	No Change	Good	Good
SACS accreditation	Yes	No Change	Yes	Yes
Parents attending conferences	100.0%	No Change	100.0%	100.0%
Character development program	Good	Up from Average	Excellent	Excellent
Dollars spent per pupil**	\$7,302	Down 1.3%	\$6,913	\$7,247
Percent of expenditures for instruction**	59.3%	Down from 62.7%	68.0%	68.2%
Percent of expenditures for teacher salaries**	58.0%	Down from 60.8%	66.3%	65.7%
ESEA composite index score	99.0	N/A	94.9	91.9

* Length of contract = 185+ days.

** Prior year audited financial data available.

REPORT OF PRINCIPAL AND SCHOOL IMPROVEMENT COUNCIL

Six Mile Elementary School, in cooperation with students, teachers, and parents, continued its mission to provide a quality education that encourages achievement for all students in a safe and caring environment. Evidence of its continued commitment to academics and student safety, Six Mile was a recipient of the Palmetto Gold Award for excellent ratings in student achievement for the second consecutive year and was recognized as an Upstate Safe Kids School for the fifth consecutive year. As a result, Six Mile Elementary remained in the upper echelon in public education. The implementation of TAP was vital in maintaining this status of excellence. A Value Added Rating of 4 on TAP's 5 point performance scale was another example of the hard work and effort that our stakeholders put forth toward the academic growth of each student. Our staff participated in weekly cluster meetings as part of a rigorous professional development model designed by TAP: The System for Teacher and Student Advancement. These weekly sessions were tailored around specific student needs based on current PASS and MAP data. Daily common planning time, monthly school-wide meetings, CCSS Training, workshops and conferences also kept teachers abreast of the latest research and best practices in various subject areas. All teachers at Six Mile Elementary are Highly Qualified and nine teachers are National Board Certified. Six Mile continued initiatives promoting literacy and mathematics, such as; a balanced literacy model with nightly reading in level texts, Marcy Cook math and AIMS math/science strategies, "Journal Boards" in math and language arts and writing across the curriculum. "Flexible groups" addressed specific areas of weakness. Single-gender instruction was expanded to include grades 2 - 5 as another way to differentiate instruction. In addition, innovative programs already in place at Six Mile Elementary include: wireless internet and Promethean Boards in each classroom; academic achievement recognition and awards; grade-level and school-wide service learning projects; character education program; SIC and PTO; family academic nights; comprehensive art, music, and physical education programs; and a challenging and interactive curriculum. Volunteers continued to play a vital role at Six Mile Elementary. Our large number of trained parents and community members allowed us to continue a tutorial program led solely by volunteers. The SIC, PTO and community members continued to support our school in a variety of ways during another very difficult year economically. These efforts have shown that the collaboration of all stakeholders is vital in fulfilling our vision to build success beyond the classroom while promoting the development of the "whole child" and meeting new and challenging academic standards.

Clif Alexander, Principal
Jan Nations, SIC Chairperson

EVALUATION RESULTS

	Teachers	Students*	Parents*
Number of surveys returned	31	79	55
Percent satisfied with learning environment	93.3%	87.3%	96.2%
Percent satisfied with social and physical environment	96.8%	83.5%	98.1%
Percent satisfied with school-home relations	90.3%	85.9%	83.0%

*Only students at the highest elementary school grade level at this school and their parents were included.

Comprehensive detail, including definitions of ratings, performance criteria, and explanations of status, is available on www.ed.sc.gov and www.eoc.sc.gov as well as school and school district websites.

Printed versions are available from school districts upon request.

Abbreviations Key

N/A Not Applicable N/AV Not Available N/C Not Collected N/R Not Reported I/S Insufficient Sample TBD To be determined

NI Newly Identified CSI Continuing School Improvement CA Corrective Action RP Plan to Restructure R Restructure DELAY School Improvement Status HOLD School Improvement Status