



# SC Annual School Report Card Summary

Pickens Elementary  
 School District of Pickens County  
 Grades: PK-5 Enrollment: 491  
 Principal: Allen Fain  
 Superintendent: Dr. Kelly U. Pew  
 Board Chair: Mr. Alex Saitta

## PERFORMANCE

Comprehensive detail, including definitions of ratings, performance criteria, and explanations of status, is available on [www.ed.sc.gov](http://www.ed.sc.gov) and [www.eoc.sc.gov](http://www.eoc.sc.gov) as well as school and school district websites. Printed versions are available from school districts upon request.

YEAR	ABSOLUTE RATING	GROWTH RATING	PALMETTO GOLD AND SILVER AWARD		ESEA/FEDERAL ACCOUNTABILITY RATING SYSTEM	
			General Performance	Closing the Gap	ESEA Grade	Accountability Indicator
2012	Good	Good	TBD	TBD	A	N/A
2011	Good	Good	Silver	N/A	Met	N/A
2010	Average	Average	N/A	N/A	Met	N/A

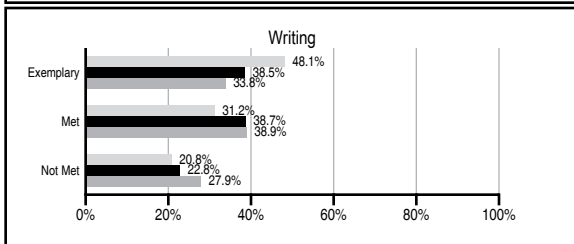
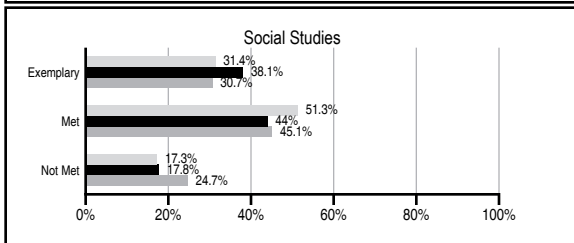
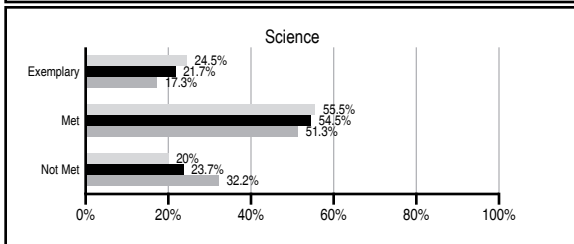
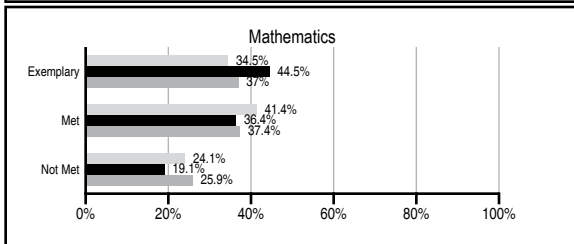
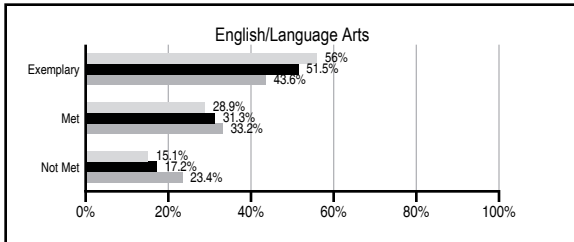
## ABSOLUTE RATINGS OF ELEMENTARY SCHOOLS WITH STUDENTS LIKE OURS\*

EXCELLENT	GOOD	AVERAGE	BELOW AVERAGE	AT-RISK
41	32	9	1	0

\* Ratings are calculated with data available by 11/07/2012. Schools with Students Like Ours are Elementary Schools with Poverty Indices of no more than 5% above or below the index for this school.

## PASS PERFORMANCE

Our School  
 Elementary Schools with Students Like Ours  
 Elementary schools statewide



## NAEP PERFORMANCE\*

\* Performance reported for SC and nation, data not available at school level. Percentages at NAEP Achievement Levels.



## SC PERFORMANCE VISION

*By 2020 all students will graduate with the knowledge and skills necessary to compete successfully in the global economy, participate in a democratic society and contribute positively as members of families and communities.*

### Abbreviations Key

N/A Not Applicable N/AV Not Available N/C Not Collected N/R Not Reported I/S Insufficient Sample TBD To be determined

# Pickens Elementary [School District of Pickens County]

## SCHOOL PROFILE

	Our School	Change from Last Year	Elementary Schools with Students Like Ours	Median Elementary School
<b>Students (n=491)</b>				
Retention rate	3.0%	Up from 2.9%	0.9%	1.0%
Attendance rate	96.4%	No Change	96.8%	96.6%
Served by gifted and talented program	N/AV	N/AV	N/AV	N/AV
With disabilities other than speech	N/AV	N/AV	N/AV	N/AV
Older than usual for grade	N/AV	N/AV	N/AV	N/AV
Out-of-school suspensions or expulsions for violent and/or criminal offenses	0.4%	Up from 0.0%	0.0%	0.0%
<b>Teachers (n=34)</b>				
Teachers with advanced degrees	55.9%	Up from 54.8%	64.3%	63.0%
Continuing contract teachers	N/AV	N/AV	N/AV	N/AV
Teachers returning from previous year	91.1%	Up from 89.4%	89.8%	88.7%
Teacher attendance rate	94.7%	Down from 96.2%	95.1%	95.1%
Average teacher salary*	\$46,737	Down 0.8%	\$48,828	\$47,210
Classes not taught by highly qualified teachers	0.0%	No Change	0.0%	0.0%
Professional development days/teacher	12.4 days	Up from 11.8 days	11.6 days	10.5 days
<b>School</b>				
Principal's years at school	6.0	Up from 5.0	5.0	4.0
Student-teacher ratio in core subjects	18.6 to 1	Down from 19.5 to 1	20.2 to 1	20.0 to 1
Prime instructional time	89.6%	Down from 91.5%	90.5%	90.5%
Opportunities in the arts	Good	No Change	Good	Good
SACS accreditation	Yes	No Change	Yes	Yes
Parents attending conferences	100.0%	No Change	100.0%	100.0%
Character development program	Average	No Change	Excellent	Excellent
Dollars spent per pupil**	\$8,491	Up 8.4%	\$6,940	\$7,247
Percent of expenditures for instruction**	60.1%	Down from 65.3%	68.0%	68.2%
Percent of expenditures for teacher salaries**	58.4%	Down from 63.4%	66.5%	65.7%
ESEA composite index score	91.3	N/A	95.1	91.9

\* Length of contract = 185+ days.

\*\* Prior year audited financial data available.

## REPORT OF PRINCIPAL AND SCHOOL IMPROVEMENT COUNCIL

Pickens Elementary Report of Principal and SIC 2011-2012 School Report Card Narrative Pickens Elementary School is a two-time Palmetto Silver Achievement Award winner and back to back Red Carpet Award winning community school that has long been a sparkling flame of Pickens County. The present building has served elementary school children for more than 40 years. We are the home of the "sparklers", where all our learners "sparkle." Our school has a population of 471 students served by 59 teachers and staff members. Classes range from four-year-old kindergarten to fifth grade. The majority of these students spend all of their elementary years at Pickens Elementary. The school is home for two of the school district's self-contained special education classrooms. We have a pre-school self-contained special needs program specially designed to serve three, four, and five-year old students and another K-5 Educable Mentally Disabled self-contained classroom. Teachers and students at all levels work closely together to enjoy learning together as a family. Pickens Elementary has several National Board Certified teachers. At our school students participate in student council, choral festivals, school safety patrols, artist in residence week, character education program, food and charity drives, science fair, spelling bee contest, after school care activities, Good News self-esteem program, scout programs, recycling programs, Hope club gardening activities, community art displays, essay writing and poster contests, school wide "THINK" discipline program, attendance and reading incentives, MAP testing incentives, and many others. All members of our school family realize and value the worth of student achievement and each other as we work together to make our school an outstanding place to learn. Many awards and accomplishments result from work and dedication. From SACS CASI accreditation for our school to district essay contest winners to spelling bee champions to science fair award winners, Pickens Elementary is an annual recipient of many awards. Teachers, staff and parents log countless hours at our school because we are all dedicated to caring for our students and believe in what we do for children. Pickens Elementary maintains a focused vision, can-do attitude and a strong commitment to make a difference in the lives of our students. Working together we can reach high achievement levels and reach out to others at the same time, helping our children truly "sparkle" from the outside and the inside.

Dr. Del H. Freitag, EdD, Principal  
Scott Kelley, Chairperson SIC

## EVALUATION RESULTS

	Teachers	Students*	Parents*
Number of surveys returned	20	79	42
Percent satisfied with learning environment	90.0%	79.7%	90.0%
Percent satisfied with social and physical environment	90.0%	82.1%	94.9%
Percent satisfied with school-home relations	90.0%	87.0%	92.5%

\*Only students at the highest elementary school grade level at this school and their parents were included.

Comprehensive detail, including definitions of ratings, performance criteria, and explanations of status, is available on [www.ed.sc.gov](http://www.ed.sc.gov) and [www.eoc.sc.gov](http://www.eoc.sc.gov) as well as school and school district websites.

Printed versions are available from school districts upon request.

### Abbreviations Key

N/A Not Applicable N/AV Not Available N/C Not Collected N/R Not Reported I/S Insufficient Sample TBD To be determined  
NI Newly Identified CSI Continuing School Improvement CA Corrective Action RP Plan to Restructure R Restructure DELAY School Improvement Status HOLD School Improvement Status