



SC Annual School Report Card Summary

Clemson Elementary
School District of Pickens County
Grades: PK-5 **Enrollment: 786**
Principal: Dr. Ken Weichel
Superintendent: Dr. Kelly U. Pew
Board Chair: Mr. Alex Saitta

PERFORMANCE

Comprehensive detail, including definitions of ratings, performance criteria, and explanations of status, is available on www.ed.sc.gov and www.eoc.sc.gov as well as school and school district websites. Printed versions are available from school districts upon request.

YEAR	ABSOLUTE RATING	GROWTH RATING	PALMETTO GOLD AND SILVER AWARD		ESEA/FEDERAL ACCOUNTABILITY RATING SYSTEM	
			General Performance	Closing the Gap	ESEA Grade	Accountability Indicator
2012	Excellent	Excellent	TBD	TBD	A	N/A
2011	Excellent	Excellent	Gold	N/A	Not Met	N/A
2010	Excellent	Excellent	Gold	N/A	Met	N/A

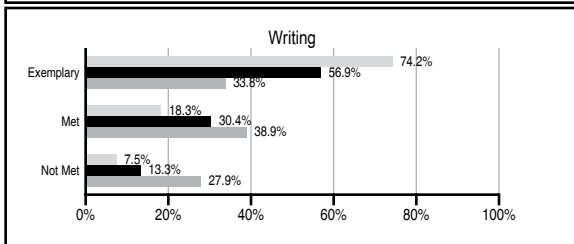
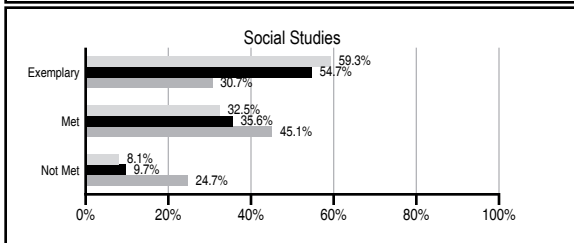
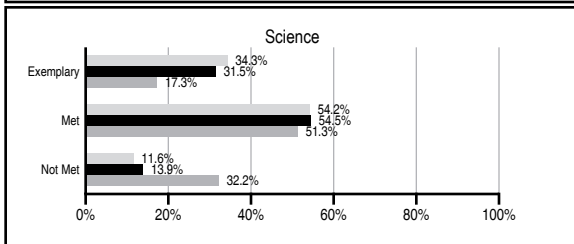
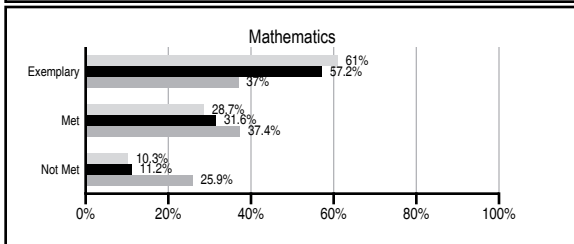
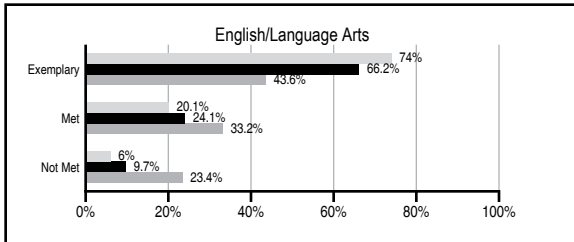
ABSOLUTE RATINGS OF ELEMENTARY SCHOOLS WITH STUDENTS LIKE OURS*

EXCELLENT	GOOD	AVERAGE	BELOW AVERAGE	AT-RISK
23	0	0	0	0

* Ratings are calculated with data available by 11/07/2012. Schools with Students Like Ours are Elementary Schools with Poverty Indices of no more than 5% above or below the index for this school.

PASS PERFORMANCE

Our School
 Elementary Schools with Students Like Ours
 Elementary schools statewide



NAEP PERFORMANCE*

* Performance reported for SC and nation, data not available at school level. Percentages at NAEP Achievement Levels.



SC PERFORMANCE VISION

By 2020 all students will graduate with the knowledge and skills necessary to compete successfully in the global economy, participate in a democratic society and contribute positively as members of families and communities.

Abbreviations Key

N/A Not Applicable N/AV Not Available N/C Not Collected N/R Not Reported I/S Insufficient Sample TBD To be determined

Clemson Elementary [School District of Pickens County]

SCHOOL PROFILE

	Our School	Change from Last Year	Elementary Schools with Students Like Ours	Median Elementary School
Students (n=786)				
Retention rate	0.8%	Down from 1.3%	0.7%	1.0%
Attendance rate	97.4%	Up from 97.1%	97.2%	96.6%
Served by gifted and talented program	N/AV	N/AV	N/AV	N/AV
With disabilities other than speech	N/AV	N/AV	N/AV	N/AV
Older than usual for grade	N/AV	N/AV	N/AV	N/AV
Out-of-school suspensions or expulsions for violent and/or criminal offenses	0.1%	Up from 0.0%	0.0%	0.0%
Teachers (n=48)				
Teachers with advanced degrees	81.3%	Up from 73.5%	66.7%	63.0%
Continuing contract teachers	N/AV	N/AV	N/AV	N/AV
Teachers returning from previous year	87.1%	Down from 89.3%	90.8%	88.7%
Teacher attendance rate	94.1%	Up from 93.6%	94.8%	95.1%
Average teacher salary*	\$47,263	Up 0.7%	\$48,565	\$47,210
Classes not taught by highly qualified teachers	0.0%	No Change	0.0%	0.0%
Professional development days/teacher	11.1 days	Down from 12.6 days	10.5 days	10.5 days
School				
Principal's years at school	7.0	No Change	4.0	4.0
Student-teacher ratio in core subjects	20.4 to 1	Down from 21.3 to 1	21.4 to 1	20.0 to 1
Prime instructional time	89.7%	Up from 89.6%	91.4%	90.5%
Opportunities in the arts	Good	No Change	Good	Good
SACS accreditation	Yes	No Change	Yes	Yes
Parents attending conferences	100.0%	No Change	100.0%	100.0%
Character development program	Excellent	No Change	Excellent	Excellent
Dollars spent per pupil**	\$7,036	Down 7.5%	\$6,428	\$7,247
Percent of expenditures for instruction**	62.8%	Down from 64.8%	68.7%	68.2%
Percent of expenditures for teacher salaries**	61.4%	Down from 63.1%	67.6%	65.7%
ESEA composite index score	95.9	N/A	98.5	91.9

* Length of contract = 185+ days.

** Prior year audited financial data available.

EVALUATION RESULTS

	Teachers	Students*	Parents*
Number of surveys returned	44	117	85
Percent satisfied with learning environment	100.0%	95.7%	95.2%
Percent satisfied with social and physical environment	100.0%	89.7%	92.7%
Percent satisfied with school-home relations	100.0%	94.0%	90.4%

*Only students at the highest elementary school grade level at this school and their parents were included.

REPORT OF PRINCIPAL AND SCHOOL IMPROVEMENT COUNCIL

Clemson Elementary School is a student-centered, high-achieving school serving almost 800 students from 4K through grade five. Our ten year old building is a beautiful, state-of-the-art facility designed to promote maximum student learning in a safe, caring environment. The school grounds include athletic fields, playgrounds, theme gardens, wall murals, nature trail, a barn, and outdoor classrooms. Our school has an award-winning, outstanding staff dedicated to helping all students grow and succeed. Our school enjoys continual support from our parents and community. The PTA and School Improvement Council are instrumental in our planning and improvement process. Sustained, high student achievement remains a trademark of our school. Our standardized test scores traditionally rank among the highest in South Carolina. We are proud to have earned an "Excellent" in both Absolute and Improvement ratings on our four most recent state Report Cards. These rankings resulted in us being one of only 31 schools across the state to earn a prestigious Palmetto Gold Award each of the eight years the state offered the award. Clemson Elementary is a Red Carpet School for being family friendly. We were a finalist for the Carolina First Palmetto's Finest Award three times over the past nine years. We continue to stress academic achievement through the use of Write from the Beginning, MAP testing, Classworks, America Reads, Odyssey of the Mind, Reading Interventionist, Math Super Stars, STEM efforts (Lego and Jet Toy) in science, Accelerated Reader, team teaching, and other on-going instructional efforts. Implementing multi-age classes links instruction to student learning styles while presenting parents alternative choices. A partnership with Littlejohn Community Center provides after school tutoring through Club Edge. This is our first year joining the OLWEUS bully prevention program network of schools. We believe service learning is a vehicle for our students to learn good citizenship and compassion for others. Among our student and staff efforts are gathering canned goods for a local food bank, collecting toys for Country Santa, Jump Rope for Heart, Special Olympics, Buck-a-Book, Beading Tiger Cubs, and Relay for Life. We believe learning is a commitment extending beyond school hours and days. To this end, we offer students many opportunities to extend their learning. Jump Rope team, math superstars, chorus, Chess Club, and Future Engineers meet either before or after school. Almost 300 students are served daily in our after-school-care programs. PTA sponsors the International Festival, an ice cream social, and family dinner nights. The PTA Go Green team stresses environmental awareness with recycling and Walk to School Days. Teachers extend classroom learning with events such as Something Special, field trips, musical productions, guest speakers, artists in residence, volunteer tutoring, and Special Olympics. A partnership with the City of Clemson opens our facility after hours and during the summer to benefit our children. The future challenges us to maintain our high academic standards, yet still meet the demands of serving an increasingly diverse student population. We continue reaching out to fulfill community needs while welcoming others' help to meet our students' needs. We seek to create a culture of excellence in teaching and learning as we strive to embody our motto, "Clemson Elementary, where every day is a great day to learn."

Dr. Kenneth H. Weichel, Principal and Mrs. Gloria Love, School Improvement Council Chair

Comprehensive detail, including definitions of ratings, performance criteria, and explanations of status, is available on www.ed.sc.gov and www.eoc.sc.gov as well as school and school district websites.

Printed versions are available from school districts upon request.

Abbreviations Key

N/A Not Applicable N/AV Not Available N/C Not Collected N/R Not Reported I/S Insufficient Sample TBD To be determined
 NI Newly Identified CSI Continuing School Improvement CA Corrective Action RP Plan to Restructure R Restructure DELAY School Improvement Status HOLD School Improvement Status