



SC Annual School Report Card Summary

Liberty Elementary School
 School District of Pickens County
 Grades: PK-5 Enrollment: 546
 Principal: J. Lowell Haynes
 Superintendent: Dr. Kelly U. Pew
 Board Chair: Mr. Alex Saitta

PERFORMANCE

Comprehensive detail, including definitions of ratings, performance criteria, and explanations of status, is available on www.ed.sc.gov and www.eoc.sc.gov as well as school and school district websites. Printed versions are available from school districts upon request.

YEAR	ABSOLUTE RATING	GROWTH RATING	PALMETTO GOLD AND SILVER AWARD		ESEA/FEDERAL ACCOUNTABILITY RATING SYSTEM	
			General Performance	Closing the Gap	ESEA Grade	Accountability Indicator
2012	Excellent	Excellent	TBD	TBD	B	Focus
2011	Excellent	Excellent	Gold	N/A	Met	N/A
2010	Excellent	Excellent	Gold	Silver	Met	N/A

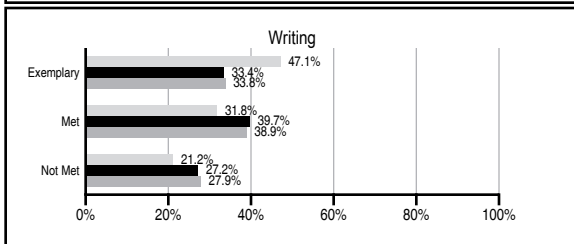
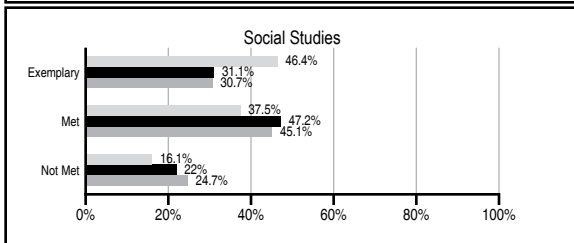
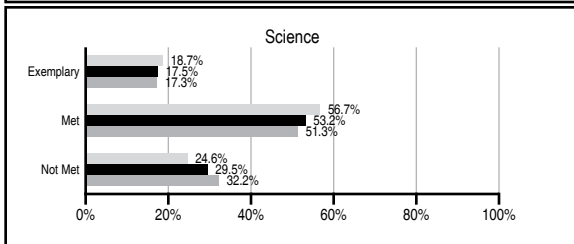
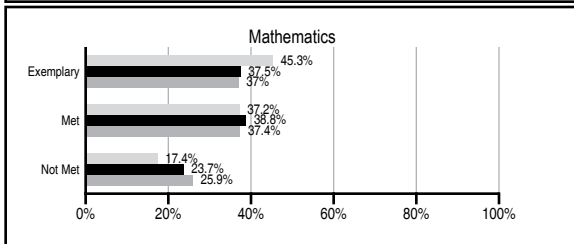
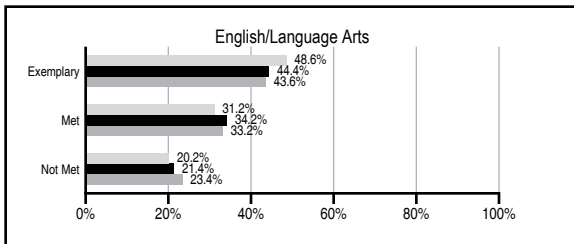
ABSOLUTE RATINGS OF ELEMENTARY SCHOOLS WITH STUDENTS LIKE OURS*

EXCELLENT	GOOD	AVERAGE	BELOW AVERAGE	AT-RISK
26	48	49	2	0

* Ratings are calculated with data available by 11/07/2012. Schools with Students Like Ours are Elementary Schools with Poverty Indices of no more than 5% above or below the index for this school.

PASS PERFORMANCE

Our School
 Elementary Schools with Students Like Ours
 Elementary schools statewide



NAEP PERFORMANCE*

* Performance reported for SC and nation, data not available at school level. Percentages at NAEP Achievement Levels.



SC PERFORMANCE VISION

By 2020 all students will graduate with the knowledge and skills necessary to compete successfully in the global economy, participate in a democratic society and contribute positively as members of families and communities.

Abbreviations Key

N/A Not Applicable N/AV Not Available N/C Not Collected N/R Not Reported I/S Insufficient Sample TBD To be determined

Liberty Elementary School
[School District of Pickens County]

SCHOOL PROFILE

	Our School	Change from Last Year	Elementary Schools with Students Like Ours	Median Elementary School
Students (n=546)				
Retention rate	3.2%	Up from 2.6%	1.1%	1.0%
Attendance rate	96.5%	Up from 95.8%	96.4%	96.6%
Served by gifted and talented program	N/AV	N/AV	N/AV	N/AV
With disabilities other than speech	N/AV	N/AV	N/AV	N/AV
Older than usual for grade	N/AV	N/AV	N/AV	N/AV
Out-of-school suspensions or expulsions for violent and/or criminal offenses	0.0%	No Change	0.0%	0.0%
Teachers (n=35)				
Teachers with advanced degrees	62.9%	Down from 65.5%	61.3%	63.0%
Continuing contract teachers	N/AV	N/AV	N/AV	N/AV
Teachers returning from previous year	78.4%	Down from 91.5%	89.9%	88.7%
Teacher attendance rate	94.5%	Up from 94.2%	95.1%	95.1%
Average teacher salary*	\$49,240	Up 2.9%	\$47,490	\$47,210
Classes not taught by highly qualified teachers	0.0%	No Change	0.0%	0.0%
Professional development days/teacher	13.4 days	Up from 12.4 days	10.8 days	10.5 days
School				
Principal's years at school	3.0	Up from 2.0	4.0	4.0
Student-teacher ratio in core subjects	19.7 to 1	Up from 19.4 to 1	19.8 to 1	20.0 to 1
Prime instructional time	89.4%	Up from 88.5%	90.3%	90.5%
Opportunities in the arts	Good	No Change	Good	Good
SACS accreditation	Yes	No Change	Yes	Yes
Parents attending conferences	100.0%	No Change	100.0%	100.0%
Character development program	Excellent	No Change	Excellent	Excellent
Dollars spent per pupil**	\$7,541	Down 11.9%	\$6,980	\$7,247
Percent of expenditures for instruction**	64.8%	Down from 65.1%	67.8%	68.2%
Percent of expenditures for teacher salaries**	62.4%	Up from 61.9%	66.0%	65.7%
ESEA composite index score	85.8	N/A	91.5	91.9

* Length of contract = 185+ days.

** Prior year audited financial data available.

EVALUATION RESULTS

	Teachers	Students*	Parents*
Number of surveys returned	37	78	42
Percent satisfied with learning environment	97.2%	83.3%	92.1%
Percent satisfied with social and physical environment	97.3%	82.1%	92.7%
Percent satisfied with school-home relations	97.3%	85.9%	90.5%

*Only students at the highest elementary school grade level at this school and their parents were included.

REPORT OF PRINCIPAL AND SCHOOL IMPROVEMENT COUNCIL

Our school theme for the 2011-2012 school year has been "Sailing For Success", and that is just what our students have done. As always, student achievement is our main goal at LES. We have a strong history of academic success. We have won 10 straight Palmetto Gold and Silver Awards and 9 Closing The Achievement Gap Awards. We have received an Absolute Rating of Excellent and an Improvement Rating of Excellent on our School Report Card for the past two years, and have scored "Met" on Adequate Yearly Progress (AYP) for the past two years. Our faculty, staff, and administration work hard to provide a safe, caring, and academically challenging environment for all of our students. Our goal is for each of them to learn and reach their full potential. To achieve this goal our staff uses a variety of best practices such as: Thinking Maps, Café, manipulatives, Every Day Math, Classworks, science kits, guided reading, Accelerated Reader, Write From The Beginning, STEM based instruction, and Reading Recovery. This year our entire faculty read the book Rethinking Homework: Best Practices That Support Diverse Needs and worked hard to implement the strategies learned. At Liberty Elementary we not only focus on educating the mind, we work hard to develop the whole child. This year we continued to use the Positive Behavior Interventions and Support (PBIS) program here at LES. We also continued our partnership with the YMCA of Pickens County through our 21st Century Community Learning Center Grant and had them providing a free after school care to students on free and reduced lunch. The Young Appalachian Musician (YAMs) program began its second year here at LES. This program had numerous students staying after school to learn to play the banjo, guitar, and fiddle. Our guidance department used Chic-Fil-A's Core Essentials program to focus on Character Education and continued both the BARK and Fix-It-Fido programs. These two wonderful programs bring dogs into the school to work with students who struggle with reading and also to assist students with bullying issues. We also partnered with the Feed A Hungry Child Program to provide food over the weekend for numerous students who would not otherwise have an adequate meal. We continued to offer Breakfast InThe Classroom for our students to ensure they receive a healthy and nutritious breakfast. It also helps parents by providing an alternative on those busy school mornings. Parent communication and support is essential to the success of any school. Therefore, we use a variety of forms of communication to inform parents of how their child is doing in school. We communicate through weekly folders, the Parent Link phone system, newsletters, and agendas. We also offer a variety of ways for parents to become involved in their child's education such as: the School Improvement Council, PTO, parent nights, and the volunteer program. The school, family, and community must share the educational responsibility to produce students who are effective members of society. Thank you for all of your support in helping to make this year a year to remember.

Elaine Dacus, Chair of the School Improvement Council and Lowell Haynes, Principal

Comprehensive detail, including definitions of ratings, performance criteria, and explanations of status, is available on www.ed.sc.gov and www.eoc.sc.gov as well as school and school district websites.

Printed versions are available from school districts upon request.

Abbreviations Key

N/A Not Applicable N/AV Not Available N/C Not Collected N/R Not Reported I/S Insufficient Sample TBD To be determined
 NI Newly Identified CSI Continuing School Improvement CA Corrective Action RP Plan to Restructure R Restructure DELAY School Improvement Status HOLD School Improvement Status