



SC Annual School Report Card Summary

AR Lewis Elementary
 School District of Pickens County
 Grades: PK-5 Enrollment: 237
 Principal: Thomas P. Polidor
 Superintendent: Dr. Kelly U. Pew
 Board Chair: Mr. Alex Saitta

PERFORMANCE

Comprehensive detail, including definitions of ratings, performance criteria, and explanations of status, is available on www.ed.sc.gov and www.eoc.sc.gov as well as school and school district websites. Printed versions are available from school districts upon request.

YEAR	ABSOLUTE RATING	GROWTH RATING	PALMETTO GOLD AND SILVER AWARD		ESEA/FEDERAL ACCOUNTABILITY RATING SYSTEM	
			General Performance	Closing the Gap	ESEA Grade	Accountability Indicator
2012	Good	Average	TBD	TBD	A	Reward
2011	Good	Excellent	Gold	Silver	Met	N/A
2010	Good	Excellent	Gold	Silver	Met	N/A

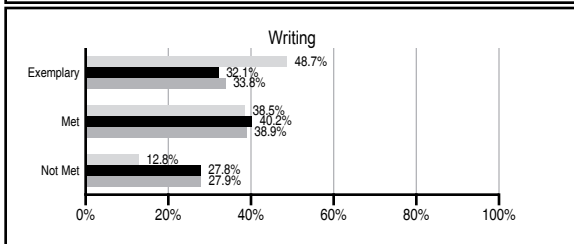
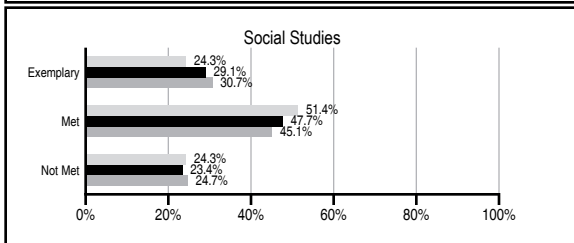
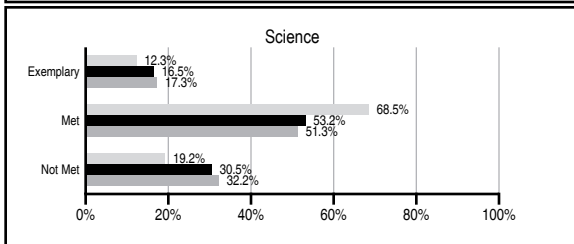
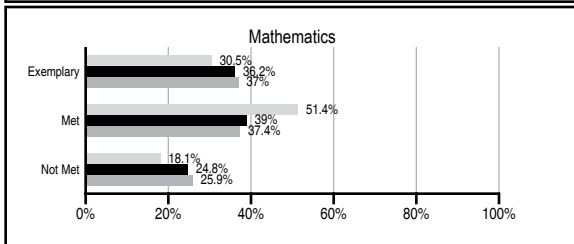
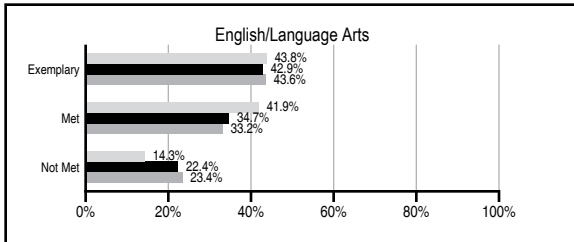
ABSOLUTE RATINGS OF ELEMENTARY SCHOOLS WITH STUDENTS LIKE OURS*

EXCELLENT	GOOD	AVERAGE	BELOW AVERAGE	AT-RISK
23	49	59	4	0

* Ratings are calculated with data available by 11/07/2012. Schools with Students Like Ours are Elementary Schools with Poverty Indices of no more than 5% above or below the index for this school.

PASS PERFORMANCE

Our School Elementary Schools with Students Like Ours Elementary schools statewide



NAEP PERFORMANCE*

* Performance reported for SC and nation, data not available at school level. Percentages at NAEP Achievement Levels.



SC PERFORMANCE VISION

By 2020 all students will graduate with the knowledge and skills necessary to compete successfully in the global economy, participate in a democratic society and contribute positively as members of families and communities.

Abbreviations Key

N/A Not Applicable N/AV Not Available N/C Not Collected N/R Not Reported I/S Insufficient Sample TBD To be determined

AR Lewis Elementary [School District of Pickens

SCHOOL PROFILE

	Our School	Change from Last Year	Elementary Schools with Students Like Ours	Median Elementary School
Students (n=237)				
Retention rate	2.8%	Up from 0.0%	1.2%	1.0%
Attendance rate	96.5%	Up from 96.0%	96.4%	96.6%
Served by gifted and talented program	N/AV	N/AV	N/AV	N/AV
With disabilities other than speech	N/AV	N/AV	N/AV	N/AV
Older than usual for grade	N/AV	N/AV	N/AV	N/AV
Out-of-school suspensions or expulsions for violent and/or criminal offenses	0.0%	Down from 0.9%	0.0%	0.0%
Teachers (n=20)				
Teachers with advanced degrees	70.0%	Up from 57.9%	61.8%	63.0%
Continuing contract teachers	N/AV	N/AV	N/AV	N/AV
Teachers returning from previous year	93.4%	Down from 93.6%	89.6%	88.7%
Teacher attendance rate	95.8%	Down from 97.1%	95.0%	95.1%
Average teacher salary*	\$47,569	Up 3.0%	\$47,436	\$47,210
Classes not taught by highly qualified teachers	0.0%	No Change	0.0%	0.0%
Professional development days/teacher	8.4 days	Down from 10.0 days	10.8 days	10.5 days
School				
Principal's years at school	2.0	Up from 1.0	5.0	4.0
Student-teacher ratio in core subjects	14.7 to 1	Down from 16.6 to 1	19.9 to 1	20.0 to 1
Prime instructional time	90.5%	Down from 91.1%	90.2%	90.5%
Opportunities in the arts	Poor	Down from Good	Good	Good
SACS accreditation	Yes	No Change	Yes	Yes
Parents attending conferences	100.0%	No Change	100.0%	100.0%
Character development program	Good	Down from Excellent	Excellent	Excellent
Dollars spent per pupil**	\$10,801	Down 7.5%	\$7,110	\$7,247
Percent of expenditures for instruction**	56.2%	Down from 56.5%	67.8%	68.2%
Percent of expenditures for teacher salaries**	53.7%	Down from 53.8%	65.9%	65.7%
ESEA composite index score	96.3	N/A	90.7	91.9

* Length of contract = 185+ days.

** Prior year audited financial data available.

EVALUATION RESULTS

	Teachers	Students*	Parents*
Number of surveys returned	21	40	23
Percent satisfied with learning environment	85.0%	97.5%	100.0%
Percent satisfied with social and physical environment	90.5%	97.5%	95.7%
Percent satisfied with school-home relations	100.0%	97.5%	95.7%

*Only students at the highest elementary school grade level at this school and their parents were included.

REPORT OF PRINCIPAL AND SCHOOL IMPROVEMENT COUNCIL

AR Lewis Elementary is a student-centered Title 1 school that serves 251 diverse students from Kindergarten through grade five and is accredited by the Southern Association of Colleges and Schools. Our mission is to prepare students to become strategic readers, critical thinkers, and problem solvers to enable them to be successful beyond the classroom and participate in a global economy. Our vision is to create a culture that enables everyone to grow to greatness. Our focus continues to be student achievement, school climate/parent involvement, and teacher administrator quality. Student achievement continues to remain the top priority as teachers utilized a variety of instructional strategies to meet the needs of our students. Teachers meet weekly in Cluster groups to review student work, and review MAP and PASS results to plan differentiated instruction. Our character education program (PBIS) sets common positive expectations for the school and classroom. Tickets were given out for displaying appropriate expectations and students were able to trade them in each week for items in the school store. Through our Farm To School Grant and Fresh Fruits and Vegetables program we continue to promote a healthy school environment by providing students with locally grown fruit during the school day. Activities beyond the classroom continue to be a part of the instruction program at AR Lewis including: 21st Century After-School Bridge program, Safety Patrol, School Chorus, Jump Rope for Heart, Christmas Tree Lighting at Blue Ridge Electric, Christmas Concert, S&N Daily News Program, Good News Program, All Pro-Dad's, Parenting workshops, Mentoring Program, YAMS, Reducing & Recycling Program, and the Spring Fling. We have implemented several initiatives to guide, engage and connect the families and cultures of our school community. The school received four public relations awards for our initiatives to improve parent involvement and communication. Three of our students were state winners in state and nationally sponsored art competitions. Our active PTA, School Improvement Council and trained volunteers continue to support our instructional program. The faculty and staff work diligently to provide each student with a quality educational program. However, providing differentiated instruction to meet the needs of all learners continues to remain as a challenge. Our second challenge is to continue building a professional learning community without the resources provided from the Teacher Advancement Program.

Tim Gilstrap, SIC Chairperson and Thomas Polidor, Principal

Comprehensive detail, including definitions of ratings, performance criteria, and explanations of status, is available on www.ed.sc.gov and www.eoc.sc.gov as well as school and school district websites.

Printed versions are available from school districts upon request.

Abbreviations Key

N/A Not Applicable N/AV Not Available N/C Not Collected N/R Not Reported I/S Insufficient Sample TBD To be determined
 NI Newly Identified CSI Continuing School Improvement CA Corrective Action RP Plan to Restructure R Restructure DELAY School Improvement Status HOLD School Improvement Status