



# SC Annual School Report Card Summary

Hagood Elementary  
 School District of Pickens County  
 Grades: PK-5 Enrollment: 358  
 Principal: Karen D. Jackson  
 Superintendent: Dr. Kelly U. Pew  
 Board Chair: Mr. Alex Saitta

## PERFORMANCE

Comprehensive detail, including definitions of ratings, performance criteria, and explanations of status, is available on [www.ed.sc.gov](http://www.ed.sc.gov) and [www.eoc.sc.gov](http://www.eoc.sc.gov) as well as school and school district websites. Printed versions are available from school districts upon request.

YEAR	ABSOLUTE RATING	GROWTH RATING	PALMETTO GOLD AND SILVER AWARD		ESEA/FEDERAL ACCOUNTABILITY RATING SYSTEM	
			General Performance	Closing the Gap	ESEA Grade	Accountability Indicator
2012	Average	Average	TBD	TBD	D	N/A
2011	Average	Average	Silver	N/A	Not Met	N/A
2010	Average	Excellent	Gold	N/A	Met	N/A

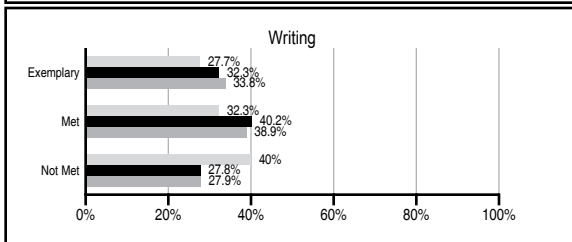
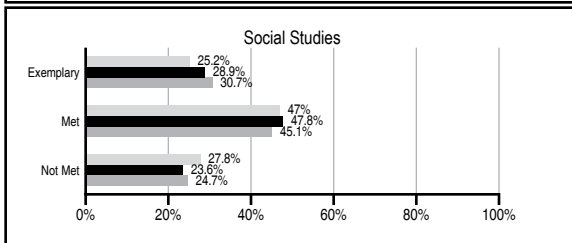
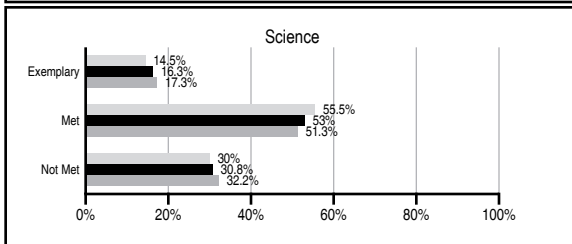
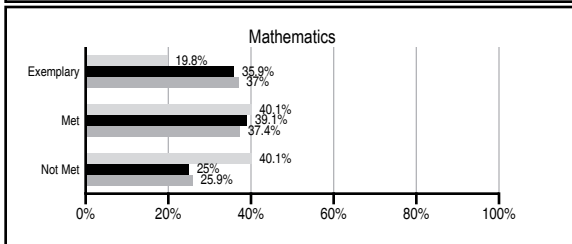
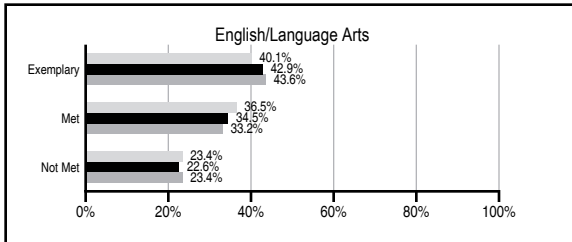
## ABSOLUTE RATINGS OF ELEMENTARY SCHOOLS WITH STUDENTS LIKE OURS\*

EXCELLENT	GOOD	AVERAGE	BELOW AVERAGE	AT-RISK
21	45	57	4	0

\* Ratings are calculated with data available by 11/07/2012. Schools with Students Like Ours are Elementary Schools with Poverty Indices of no more than 5% above or below the index for this school.

## PASS PERFORMANCE

Our School
  Elementary Schools with Students Like Ours
  Elementary schools statewide



## NAEP PERFORMANCE\*

\* Performance reported for SC and nation, data not available at school level. Percentages at NAEP Achievement Levels.



## SC PERFORMANCE VISION

*By 2020 all students will graduate with the knowledge and skills necessary to compete successfully in the global economy, participate in a democratic society and contribute positively as members of families and communities.*

### Abbreviations Key

N/A Not Applicable N/AV Not Available N/C Not Collected N/R Not Reported I/S Insufficient Sample TBD To be determined

# Hagood Elementary [School District of Pickens County]

## SCHOOL PROFILE

	Our School	Change from Last Year	Elementary Schools with Students Like Ours	Median Elementary School
<b>Students (n=358)</b>				
Retention rate	1.2%	Up from 0.6%	1.3%	1.0%
Attendance rate	96.6%	Up from 96.1%	96.4%	96.6%
Served by gifted and talented program	N/AV	N/AV	N/AV	N/AV
With disabilities other than speech	N/AV	N/AV	N/AV	N/AV
Older than usual for grade	N/AV	N/AV	N/AV	N/AV
Out-of-school suspensions or expulsions for violent and/or criminal offenses	0.0%	No Change	0.0%	0.0%
<b>Teachers (n=24)</b>				
Teachers with advanced degrees	75.0%	Up from 69.6%	61.8%	63.0%
Continuing contract teachers	N/AV	N/AV	N/AV	N/AV
Teachers returning from previous year	88.0%	Up from 86.3%	89.6%	88.7%
Teacher attendance rate	93.7%	Down from 95.6%	95.2%	95.1%
Average teacher salary*	\$52,677	Up 3.9%	\$47,390	\$47,210
Classes not taught by highly qualified teachers	0.0%	No Change	0.0%	0.0%
Professional development days/teacher	11.9 days	Up from 11.1 days	10.8 days	10.5 days
<b>School</b>				
Principal's years at school	11.0	Up from 10.0	5.0	4.0
Student-teacher ratio in core subjects	19.7 to 1	Up from 19.3 to 1	19.9 to 1	20.0 to 1
Prime instructional time	88.8%	Down from 90.8%	90.3%	90.5%
Opportunities in the arts	Good	No Change	Good	Good
SACS accreditation	Yes	No Change	Yes	Yes
Parents attending conferences	99.6%	Down from 100.0%	100.0%	100.0%
Character development program	Good	No Change	Excellent	Excellent
Dollars spent per pupil**	\$8,745	Down 7.9%	\$7,085	\$7,247
Percent of expenditures for instruction**	65.5%	Up from 61.6%	67.8%	68.2%
Percent of expenditures for teacher salaries**	64.3%	Up from 59.8%	66.1%	65.7%
ESEA composite index score	68.5	N/A	90.7	91.9

\* Length of contract = 185+ days.

\*\* Prior year audited financial data available.

## EVALUATION RESULTS

	Teachers	Students*	Parents*
Number of surveys returned	29	59	58
Percent satisfied with learning environment	93.1%	81.4%	82.5%
Percent satisfied with social and physical environment	100.0%	78.0%	80.7%
Percent satisfied with school-home relations	81.5%	86.4%	80.7%

\*Only students at the highest elementary school grade level at this school and their parents were included.

## REPORT OF PRINCIPAL AND SCHOOL IMPROVEMENT COUNCIL

Hagood Elementary School is a 4K through 5th grade school serving a diverse population of 359 students. We provide a comprehensive, creative curriculum in a safe and nurturing environment. Our motto "Hagood Eagles are Respectful, Responsible and Safe", reflects our vision of excellence in building a foundation for lifelong learning and productive citizenship for all students. Hagood Elementary School offers many special programs including music, art, physical education, Quest, Reading Interventionists, accelerated math, speech therapy, computer labs, science lab, guidance services, self-contained OD, LD and resource classes, a tutorial program and educational field trips.

Accomplishments for the 2011-2012 school year include: Palmetto Gold Award, 2010  
Palmetto Silver Award, 2011-2012, 2009-2010, 2005-2006, 2004-2005

Healthier US School Award, 2011-2012

Red Carpet Award, 2010-2013, 2005-2008

Positive Behavior Interventions and Supports (PBIS)

Exemplar School Award 2008-09

Continued accreditation by Southern Association of Colleges and Schools

Seven National Board Certified Teachers; Two PhD certified teachers

100% classified staff met paraprofessional requirements for NCLB

Four teachers trained in Science Technology Engineering

Math (STEM) Symposium at Clemson University

Recognition of national pride through sponsorship of

Veteran's Day Activities

School to Home Connections: Special Events for

Grandparents, Moms and Dads Serving children through

the Golden Harvest Backpack Program

Student Council and PARC led by third, fourth, and fifth

grade students raised school supplies for Shriners Hospital

for Children

School wide Character Education Program in partnership with SCBT

Michelin Invention Convention participants from the Gifted and Talented classes

Reading and Attendance incentives awarded

Continued Beta Classworks Program for remediation and enrichment

Administrators hosted school wide hotdog cookout in the spring

PTO sponsored the Annual Eagles Flight 5K and Fun Run

School wide Recycling Program, Litter Trashes Everyone program; Grade 3

participated in "Traveling Trash Bash" to emphasize recycling and environmental awareness

Students and staff participated in Young Appalachian Musicians (YAMS) Program

Student Flag Patrol; Student Safety Patrol

We look forward to a continuation of building strong minds through behavior, character and service to others in 2012-2013.

Karen D. Jackson, Principal and David Greeno, SIC Chair

Comprehensive detail, including definitions of ratings, performance criteria, and explanations of status, is available on [www.ed.sc.gov](http://www.ed.sc.gov) and [www.eoc.sc.gov](http://www.eoc.sc.gov) as well as school and school district websites.

Printed versions are available from school districts upon request.

### Abbreviations Key

N/A Not Applicable N/AV Not Available N/C Not Collected N/R Not Reported I/S Insufficient Sample TBD To be determined

NI Newly Identified CSI Continuing School Improvement CA Corrective Action RP Plan to Restructure R Restructure DELAY School Improvement Status HOLD School Improvement Status