



SC Annual School Report Card Summary

Dacusville Elementary School
 School District of Pickens County
 Grades: PK-5 Enrollment: 659
 Principal: Dr. Michael W. Fleming
 Superintendent: Dr. Kelly U. Pew
 Board Chair: Mr. Alex Saitta

PERFORMANCE

Comprehensive detail, including definitions of ratings, performance criteria, and explanations of status, is available on www.ed.sc.gov and www.eoc.sc.gov as well as school and school district websites. Printed versions are available from school districts upon request.

YEAR	ABSOLUTE RATING	GROWTH RATING	PALMETTO GOLD AND SILVER AWARD		ESEA/FEDERAL ACCOUNTABILITY RATING SYSTEM	
			General Performance	Closing the Gap	ESEA Grade	Accountability Indicator
2012	Good	Average	TBD	TBD	A	N/A
2011	Good	Average	Silver	N/A	Not Met	N/A
2010	Good	Average	N/A	N/A	Met	N/A

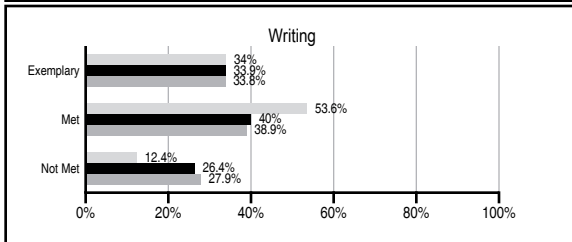
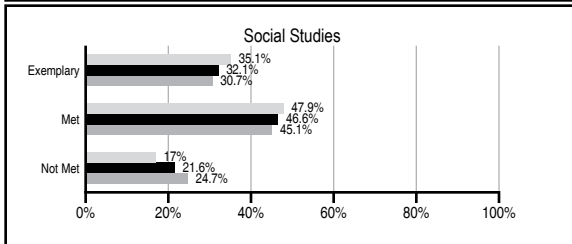
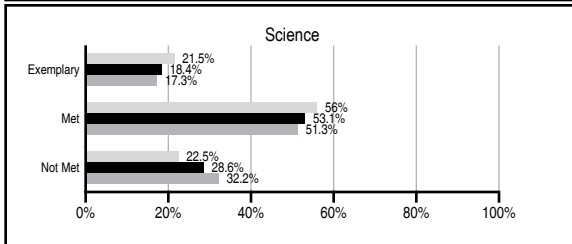
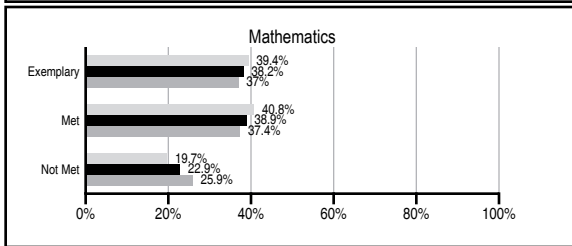
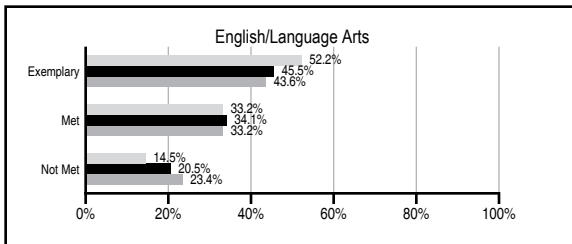
ABSOLUTE RATINGS OF ELEMENTARY SCHOOLS WITH STUDENTS LIKE OURS*

EXCELLENT	GOOD	AVERAGE	BELOW AVERAGE	AT-RISK
30	48	44	1	0

* Ratings are calculated with data available by 11/07/2012. Schools with Students Like Ours are Elementary Schools with Poverty Indices of no more than 5% above or below the index for this school.

PASS PERFORMANCE

Our School
 Elementary Schools with Students Like Ours
 Elementary schools statewide



NAEP PERFORMANCE*

* Performance reported for SC and nation, data not available at school level. Percentages at NAEP Achievement Levels.



SC PERFORMANCE VISION

By 2020 all students will graduate with the knowledge and skills necessary to compete successfully in the global economy, participate in a democratic society and contribute positively as members of families and communities.

Abbreviations Key

N/A Not Applicable N/AV Not Available N/C Not Collected N/R Not Reported I/S Insufficient Sample TBD To be determined

Dacusville Elementary School
[School District of Pickens County]

SCHOOL PROFILE

	Our School	Change from Last Year	Elementary Schools with Students Like Ours	Median Elementary School
Students (n=659)				
Retention rate	2.5%	Up from 2.3%	1.1%	1.0%
Attendance rate	96.0%	Up from 95.4%	96.4%	96.6%
Served by gifted and talented program	N/AV	N/AV	N/AV	N/AV
With disabilities other than speech	N/AV	N/AV	N/AV	N/AV
Older than usual for grade	N/AV	N/AV	N/AV	N/AV
Out-of-school suspensions or expulsions for violent and/or criminal offenses	0.0%	Down from 0.5%	0.0%	0.0%
Teachers (n=38)				
Teachers with advanced degrees	52.6%	Up from 42.1%	62.0%	63.0%
Continuing contract teachers	N/AV	N/AV	N/AV	N/AV
Teachers returning from previous year	93.8%	Up from 89.4%	89.9%	88.7%
Teacher attendance rate	95.9%	Up from 95.6%	95.2%	95.1%
Average teacher salary*	\$45,363	Down 0.5%	\$47,436	\$47,210
Classes not taught by highly qualified teachers	0.0%	No Change	0.0%	0.0%
Professional development days/teacher	30.4 days	Up from 19.6 days	11.0 days	10.5 days
School				
Principal's years at school	9.0	Up from 8.0	5.0	4.0
Student-teacher ratio in core subjects	21.4 to 1	Up from 21.3 to 1	19.8 to 1	20.0 to 1
Prime instructional time	89.4%	Down from 89.7%	90.4%	90.5%
Opportunities in the arts	Good	No Change	Good	Good
SACS accreditation	Yes	No Change	Yes	Yes
Parents attending conferences	100.0%	No Change	100.0%	100.0%
Character development program	Excellent	No Change	Excellent	Excellent
Dollars spent per pupil**	\$6,897	Down 0.2%	\$6,926	\$7,247
Percent of expenditures for instruction**	59.7%	Down from 62.0%	67.9%	68.2%
Percent of expenditures for teacher salaries**	58.2%	Down from 60.1%	65.9%	65.7%
ESEA composite index score	91.8	N/A	91.6	91.9

* Length of contract = 185+ days.

** Prior year audited financial data available.

EVALUATION RESULTS

	Teachers	Students*	Parents*
Number of surveys returned	39	97	61
Percent satisfied with learning environment	92.1%	87.4%	90.0%
Percent satisfied with social and physical environment	94.9%	85.6%	83.6%
Percent satisfied with school-home relations	89.7%	88.5%	82.0%

*Only students at the highest elementary school grade level at this school and their parents were included.

REPORT OF PRINCIPAL AND SCHOOL IMPROVEMENT COUNCIL

Dacusville Elementary serves a large rural community located in the northeastern corner of Pickens County. DES moved into a brand new state of the art facility at 200 Cherokee Trail, Easley, SC for the 2011-2012 school year. The 43 certified staff and 29 classified staff members take pride in the educational opportunities and services we offer our 636 students and their parents. DES is proud to have six teachers who have earned National Board Certification. Three teachers are in the process of becoming nationally certified. DES has an active PTO, volunteer program, and School Improvement Council. A school nurse, guidance counselor and Rehabilitative Behavioral Health counselor work to meet needs of and coordinate outside services for students and families in need of assistance. Teachers at DES have been trained in the Highly Effective Teaching model. A major component of this model is a character education initiative called Lifelong Guidelines and Lifeskills. The model is based on nine body-brain compatible elements of learning. A school-wide Peace Flag initiative provides motivation for students to always do their personal best. DES is a Safe KidsSchool, a Bronze award winner for the Healthier U.S. Schools Challenge and a recipient of the Palmetto Silver Award for achievement. DES participates in various academic and enrichment programs such as SC Book Awards and Battle of the Books, SC Young Writer's initiative, Traveling Trash Bash, Blue Jeans for Babies, the SDPC Seed Scholarship fund and a Walk for Education in collaboration with Dacusville Middle School. The DES Athletic Club provides additional opportunities for students to participate in fitness activities. Through partnerships with local churches, DES students participate in the Good News Club. Family movie night, field days, honors and awards nights, kindergarten year-end celebrations and fifth grade graduation all provide additional opportunities for parent involvement. An electronic message board is in place to improve communication with parents and community. Dacusville Elementary School will continue to seek methods and means for preparing students for middle school and beyond. Our goal is to make DES a happy place where all are learning!

Michael Fleming, Ed. D., Principal and Mrs. Michelle Stephens, SIC Chairperson

Comprehensive detail, including definitions of ratings, performance criteria, and explanations of status, is available on www.ed.sc.gov and www.eoc.sc.gov as well as school and school district websites.

Printed versions are available from school districts upon request.

Abbreviations Key

N/A Not Applicable N/AV Not Available N/C Not Collected N/R Not Reported I/S Insufficient Sample TBD To be determined

NI Newly Identified CSI Continuing School Improvement CA Corrective Action RP Plan to Restructure R Restructure DELAY School Improvement Status HOLD School Improvement Status