



SC Annual School Report Card Summary

Crosswell Elementary
School District of Pickens County
Grades: PK-5 **Enrollment: 466**
Principal: Traci T. Boyles
Superintendent: Dr. Kelly U. Pew
Board Chair: Mr. Alex Saitta

PERFORMANCE

Comprehensive detail, including definitions of ratings, performance criteria, and explanations of status, is available on www.ed.sc.gov and www.eoc.sc.gov as well as school and school district websites. Printed versions are available from school districts upon request.

YEAR	ABSOLUTE RATING	GROWTH RATING	PALMETTO GOLD AND SILVER AWARD		ESEA/FEDERAL ACCOUNTABILITY RATING SYSTEM	
			General Performance	Closing the Gap	ESEA Grade	Accountability Indicator
2012	Excellent	Good	TBD	TBD	A	N/A
2011	Good	Average	Silver	N/A	Met	N/A
2010	Excellent	Excellent	Gold	Silver	Met	N/A

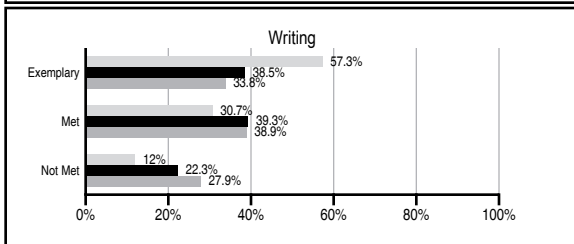
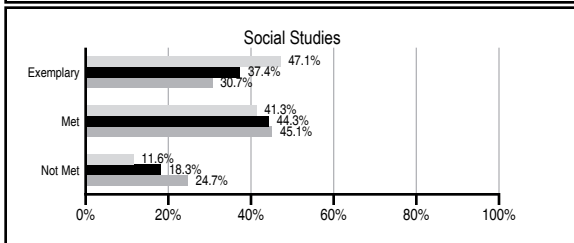
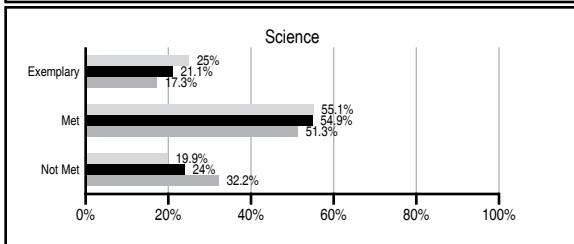
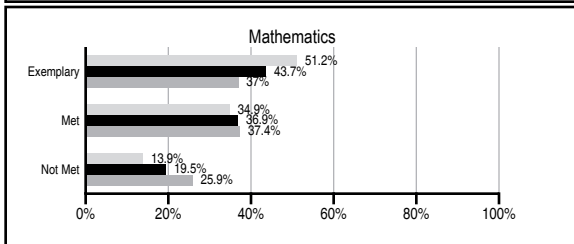
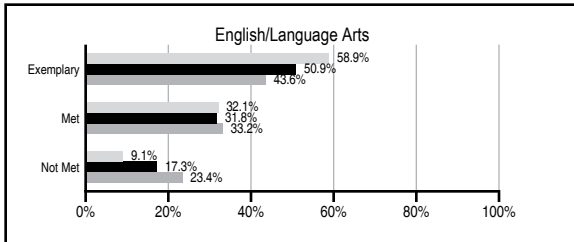
ABSOLUTE RATINGS OF ELEMENTARY SCHOOLS WITH STUDENTS LIKE OURS*

EXCELLENT	GOOD	AVERAGE	BELOW AVERAGE	AT-RISK
44	32	14	1	0

* Ratings are calculated with data available by 11/07/2012. Schools with Students Like Ours are Elementary Schools with Poverty Indices of no more than 5% above or below the index for this school.

PASS PERFORMANCE

Our School
 Elementary Schools with Students Like Ours
 Elementary schools statewide



NAEP PERFORMANCE*

* Performance reported for SC and nation, data not available at school level. Percentages at NAEP Achievement Levels.



SC PERFORMANCE VISION

By 2020 all students will graduate with the knowledge and skills necessary to compete successfully in the global economy, participate in a democratic society and contribute positively as members of families and communities.

Abbreviations Key

N/A Not Applicable N/AV Not Available N/C Not Collected N/R Not Reported I/S Insufficient Sample TBD To be determined

Crosswell Elementary [School District of Pickens]

SCHOOL PROFILE

	Our School	Change from Last Year	Elementary Schools with Students Like Ours	Median Elementary School
Students (n=466)				
Retention rate	2.0%	Up from 1.9%	0.9%	1.0%
Attendance rate	96.3%	Up from 96.2%	96.7%	96.6%
Served by gifted and talented program	N/AV	N/AV	N/AV	N/AV
With disabilities other than speech	N/AV	N/AV	N/AV	N/AV
Older than usual for grade	N/AV	N/AV	N/AV	N/AV
Out-of-school suspensions or expulsions for violent and/or criminal offenses	0.2%	Down from 0.4%	0.0%	0.0%
Teachers (n=32)				
Teachers with advanced degrees	56.3%	Up from 55.2%	64.5%	63.0%
Continuing contract teachers	N/AV	N/AV	N/AV	N/AV
Teachers returning from previous year	90.9%	Down from 92.3%	89.1%	88.7%
Teacher attendance rate	94.2%	Down from 94.8%	95.1%	95.1%
Average teacher salary*	\$46,205	Down 5.0%	\$48,696	\$47,210
Classes not taught by highly qualified teachers	0.0%	No Change	0.0%	0.0%
Professional development days/teacher	13.2 days	Up from 10.9 days	12.0 days	10.5 days
School				
Principal's years at school	3.0	Up from 2.0	5.0	4.0
Student-teacher ratio in core subjects	18.2 to 1	Down from 20.7 to 1	20.3 to 1	20.0 to 1
Prime instructional time	87.9%	Down from 89.4%	90.3%	90.5%
Opportunities in the arts	Good	No Change	Good	Good
SACS accreditation	Yes	No Change	Yes	Yes
Parents attending conferences	100.0%	No Change	100.0%	100.0%
Character development program	Excellent	No Change	Excellent	Excellent
Dollars spent per pupil**	\$7,612	Down 0.8%	\$6,877	\$7,247
Percent of expenditures for instruction**	60.4%	Down from 63.1%	68.0%	68.2%
Percent of expenditures for teacher salaries**	59.1%	Down from 61.0%	66.3%	65.7%
ESEA composite index score	99.0	N/A	94.6	91.9

* Length of contract = 185+ days.

** Prior year audited financial data available.

EVALUATION RESULTS

	Teachers	Students*	Parents*
Number of surveys returned	33	77	48
Percent satisfied with learning environment	100.0%	92.1%	85.4%
Percent satisfied with social and physical environment	90.9%	97.4%	89.6%
Percent satisfied with school-home relations	93.9%	94.7%	85.4%

*Only students at the highest elementary school grade level at this school and their parents were included.

REPORT OF PRINCIPAL AND SCHOOL IMPROVEMENT COUNCIL

Crosswell Elementary, a Title I school, served students from 4K-5th grade. This year's theme, "Oh! The Places Our Cubs Will Go!", focused on diversity as we learned about various cultures around our world. We continued to have an active PTA and School Improvement Council. Our PTA held family friendly events such as the Spring Fling, Talent Show, and Magic Show. The SIC also sponsored Fairy Tales and Fables Night and an Around the World Festival showcasing information learned in reading and social studies. Families enjoyed many interactive learning experiences with their children at these events. Teachers continued to advance their instructional skills by using TAP, the system for Teacher and Student Advancement. Weekly professional development led by Master Teachers provided the teachers with the ability to collaboratively plan and assess classroom instruction. Teachers continued the use of MAP assessment data to differentiate their instruction and create prescriptive lessons. TAP and Title I funds allowed teachers to attend local and national conferences. Students were afforded opportunities through extra-curricular activities such as chorus and Safety Patrol. This year the Beta Club was added to our student offerings. Programs such as Beta Club and Cub Citizens fostered leadership development in our students. Student artwork was displayed in the local hospital, art museum, and school district administrative office. Four students were selected to perform in the SC All-State Elementary Honor Choir. Crosswell also had 6 students to receive awards out of the 10 awards presented at the district level Science Fair. School-wide service learning projects were encouraged. Crosswell students and staff raised monies to support the American Cancer Society, Shriner's Hospital, March of Dimes, and United Way. Students also showed their caring spirit by participating in the "Souper Bowl of Caring" food drive and in collecting toys for Country Santa. Students also collected books for the book drive and visited senior citizens to sing and do projects with them at a local nursing home. Crosswell was recognized again this year as a Palmetto Silver Award winner for overall performance. Crosswell received recognition for being a Safe Kids Safe School for the fourth consecutive year. Crosswell Elementary continues to provide a quality education by partnering with parents and the community to meet the needs of our students. Our mission is to challenge young minds to work together for excellence in education while striving for success in life.

Traci T. Boyles, Principal and Monica Echols, SIC Chairperson

Comprehensive detail, including definitions of ratings, performance criteria, and explanations of status, is available on www.ed.sc.gov and www.eoc.sc.gov as well as school and school district websites.

Printed versions are available from school districts upon request.

Abbreviations Key

N/A Not Applicable N/AV Not Available N/C Not Collected N/R Not Reported I/S Insufficient Sample TBD To be determined

NI Newly Identified CSI Continuing School Improvement CA Corrective Action RP Plan to Restructure R Restructure DELAY School Improvement Status HOLD School Improvement Status