



SC Annual School Report Card Summary

Central Elementary
 School District of Pickens County
 Grades: PK-5 Enrollment: 390
 Principal: Jamie Spinks, Ph. D.
 Superintendent: Dr. Kelly U. Pew
 Board Chair: Mr. Alex Saitta

PERFORMANCE

Comprehensive detail, including definitions of ratings, performance criteria, and explanations of status, is available on www.ed.sc.gov and www.eoc.sc.gov as well as school and school district websites. Printed versions are available from school districts upon request.

YEAR	ABSOLUTE RATING	GROWTH RATING	PALMETTO GOLD AND SILVER AWARD		ESEA/FEDERAL ACCOUNTABILITY RATING SYSTEM	
			General Performance	Closing the Gap	ESEA Grade	Accountability Indicator
2012	Good	Average	TBD	TBD	A	Focus
2011	Good	Excellent	Gold	Silver	Met	N/A
2010	Good	Average	N/A	N/A	Met	N/A

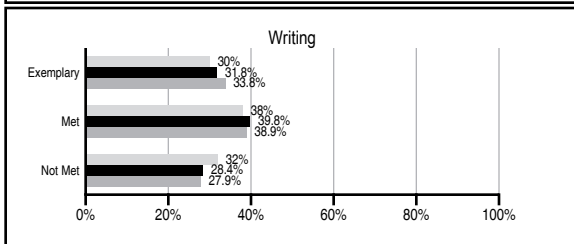
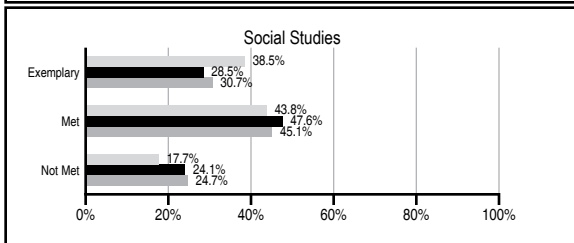
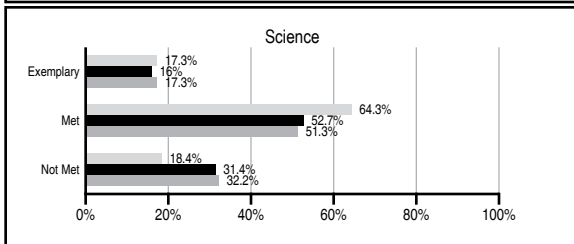
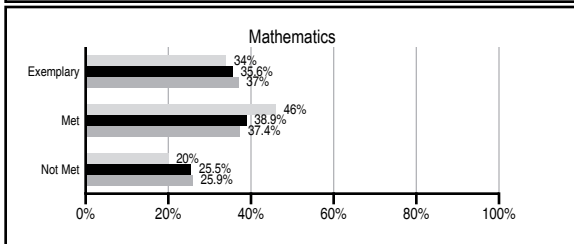
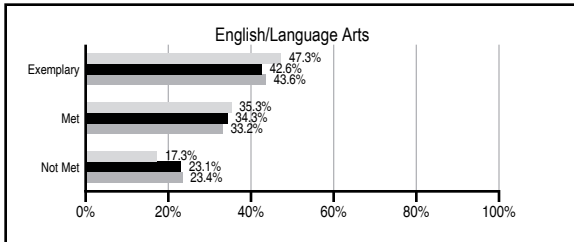
ABSOLUTE RATINGS OF ELEMENTARY SCHOOLS WITH STUDENTS LIKE OURS*

EXCELLENT	GOOD	AVERAGE	BELOW AVERAGE	AT-RISK
21	45	59	5	0

* Ratings are calculated with data available by 11/07/2012. Schools with Students Like Ours are Elementary Schools with Poverty Indices of no more than 5% above or below the index for this school.

PASS PERFORMANCE

Our School
 Elementary Schools with Students Like Ours
 Elementary schools statewide



NAEP PERFORMANCE*

* Performance reported for SC and nation, data not available at school level. Percentages at NAEP Achievement Levels.



SC PERFORMANCE VISION

By 2020 all students will graduate with the knowledge and skills necessary to compete successfully in the global economy, participate in a democratic society and contribute positively as members of families and communities.

Abbreviations Key

N/A Not Applicable N/AV Not Available N/C Not Collected N/R Not Reported I/S Insufficient Sample TBD To be determined

Central Elementary [School District of Pickens County]

SCHOOL PROFILE

	Our School	Change from Last Year	Elementary Schools with Students Like Ours	Median Elementary School
Students (n=390)				
Retention rate	1.1%	Up from 0.6%	1.3%	1.0%
Attendance rate	96.5%	Up from 96.3%	96.3%	96.6%
Served by gifted and talented program	N/AV	N/AV	N/AV	N/AV
With disabilities other than speech	N/AV	N/AV	N/AV	N/AV
Older than usual for grade	N/AV	N/AV	N/AV	N/AV
Out-of-school suspensions or expulsions for violent and/or criminal offenses	0.0%	No Change	0.0%	0.0%
Teachers (n=29)				
Teachers with advanced degrees	51.7%	Up from 46.4%	61.8%	63.0%
Continuing contract teachers	N/AV	N/AV	N/AV	N/AV
Teachers returning from previous year	88.7%	Up from 85.5%	89.6%	88.7%
Teacher attendance rate	94.0%	Down from 96.5%	95.1%	95.1%
Average teacher salary*	\$47,923	Up 2.2%	\$47,351	\$47,210
Classes not taught by highly qualified teachers	0.0%	No Change	0.0%	0.0%
Professional development days/teacher	16.1 days	Down from 17.4 days	10.8 days	10.5 days
School				
Principal's years at school	1.0	Down from 4.0	5.0	4.0
Student-teacher ratio in core subjects	15.4 to 1	Down from 17.3 to 1	19.9 to 1	20.0 to 1
Prime instructional time	88.0%	Down from 91.6%	90.2%	90.5%
Opportunities in the arts	Good	No Change	Good	Good
SACS accreditation	Yes	No Change	Yes	Yes
Parents attending conferences	100.0%	No Change	100.0%	100.0%
Character development program	Excellent	No Change	Excellent	Excellent
Dollars spent per pupil**	\$9,413	Down 1.9%	\$7,242	\$7,247
Percent of expenditures for instruction**	59.3%	Down from 60.8%	67.7%	68.2%
Percent of expenditures for teacher salaries**	56.3%	Down from 57.7%	65.5%	65.7%
ESEA composite index score	91.5	N/A	88.6	91.9

* Length of contract = 185+ days.

** Prior year audited financial data available.

EVALUATION RESULTS

	Teachers	Students*	Parents*
Number of surveys returned	30	45	34
Percent satisfied with learning environment	100.0%	93.2%	97.0%
Percent satisfied with social and physical environment	96.7%	91.1%	97.1%
Percent satisfied with school-home relations	90.0%	88.6%	100.0%

*Only students at the highest elementary school grade level at this school and their parents were included.

REPORT OF PRINCIPAL AND SCHOOL IMPROVEMENT COUNCIL

The 2011-2012 school year at Central Elementary was EXCELLENT! We saw much success as the faculty and staff worked to create engaging educational experiences for all students. Central Elementary received many great awards this year including being named South Carolina's 2011-2012 National Distinguished Title I School for closing the achievement gap. We were also awarded the Palmetto Gold School for General Performance and a Palmetto Silver School for Closing the Achievement Gap. We also were the recipients of the ING Running Grant and NEA Student Achievement Grant. Student achievement remained the top priority as teachers utilized a variety of strategies to meet the students at their appropriate level of instruction. Using MAP data, PASS scores, and classroom assessments, our teachers incorporated Zoo-phonics, the district's literacy model, Reading Recovery, Guided Reading, Fountas and Pinnell Leveled Literacy Intervention (LLI), Money Cents, IXL Math, LEGOS robotics, Math Out of the Box, Everyday Counts - Calendar Math, Science Kits, RIT groups, and numerous other instructional techniques to offer students as much individualized instruction as possible. School-wide expectations were again established using Positive Behavior Interventions and Supports (PBIS). Tickets were given out for displaying appropriate expectations and students were able to trade them in each week for items in the Cougar Store. This year we also implemented our school wide expectation daily report to parents through the color system in the agenda. Activities beyond the classroom continued to be part of the instructional program at CES including: Honors Chorus, Cougar News Network, Good News Club, Safety Patrol, Jump Rope team, Track team, Shooting Stars Tutoring, Student Council, Club Edge, Clemson's TIGER Reads program, and Keep it Movin' running group. Other special events were held throughout the year including: Geography Bee, Artists-In-Residence Week, School Science Fair, Book Fairs, Hero's Day, Field Days, and Awards Night. Character education continued to be a priority at CES with all students participating in grade-level service learning projects. In addition, our school utilized the Chick-fil-A Core Essential program to assist with character development. Finally, parent and community involvement remained at an all-time high with an active PTO, SIC, and volunteer program. Parents were also involved throughout the year with various Parent Nights held at the school. We had the highest attendance to our themed nights and parenting classes throughout the year. In addition, business partnerships with local establishments such as Wal-Mart, First Wesleyan "ALIVE" Church, Wendy's, and Lowe's are continued.

Jamie Spinks, Ph. D., Principal and Rick Freeze, Teacher of the Year, SIC Chairperson

Comprehensive detail, including definitions of ratings, performance criteria, and explanations of status, is available on www.ed.sc.gov and www.eoc.sc.gov as well as school and school district websites.

Printed versions are available from school districts upon request.

Abbreviations Key

N/A Not Applicable N/AV Not Available N/C Not Collected N/R Not Reported I/S Insufficient Sample TBD To be determined

NI Newly Identified CSI Continuing School Improvement CA Corrective Action RP Plan to Restructure R Restructure DELAY School Improvement Status HOLD School Improvement Status