



SC Annual School Report Card Summary

Ambler Elementary School
School District of Pickens County
Grades: PK-5 **Enrollment: 232**
Principal: Carlton Lewis
Superintendent: Dr. Kelly U. Pew
Board Chair: Mr. Alex Saitta

PERFORMANCE

Comprehensive detail, including definitions of ratings, performance criteria, and explanations of status, is available on www.ed.sc.gov and www.eoc.sc.gov as well as school and school district websites. Printed versions are available from school districts upon request.

YEAR	ABSOLUTE RATING	GROWTH RATING	PALMETTO GOLD AND SILVER AWARD		ESEA/FEDERAL ACCOUNTABILITY RATING SYSTEM	
			General Performance	Closing the Gap	ESEA Grade	Accountability Indicator
2012	Excellent	Excellent	TBD	TBD	A	N/A
2011	Excellent	Excellent	Gold	Gold	Met	N/A
2010	Excellent	Excellent	Gold	Gold	Met	N/A

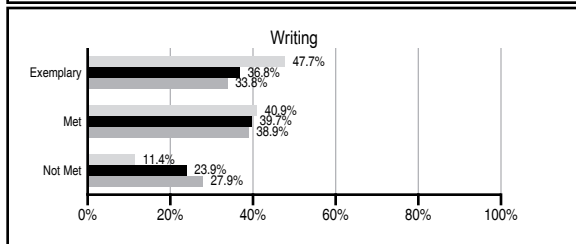
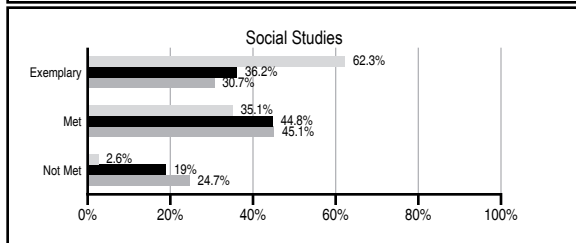
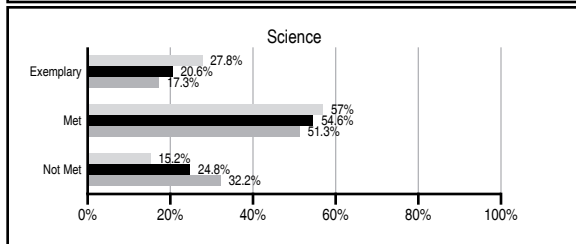
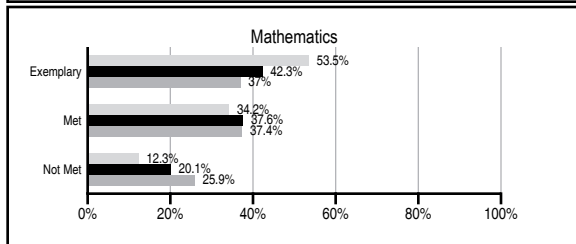
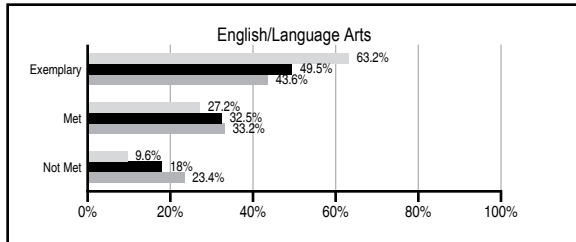
ABSOLUTE RATINGS OF ELEMENTARY SCHOOLS WITH STUDENTS LIKE OURS*

EXCELLENT	GOOD	AVERAGE	BELOW AVERAGE	AT-RISK
43	38	23	0	0

* Ratings are calculated with data available by 11/07/2012. Schools with Students Like Ours are Elementary Schools with Poverty Indices of no more than 5% above or below the index for this school.

PASS PERFORMANCE

Our School
 Elementary Schools with Students Like Ours
 Elementary schools statewide



NAEP PERFORMANCE*

* Performance reported for SC and nation, data not available at school level. Percentages at NAEP Achievement Levels.



SC PERFORMANCE VISION

By 2020 all students will graduate with the knowledge and skills necessary to compete successfully in the global economy, participate in a democratic society and contribute positively as members of families and communities.

Abbreviations Key

N/A Not Applicable N/AV Not Available N/C Not Collected N/R Not Reported I/S Insufficient Sample TBD To be determined

Ambler Elementary School
[School District of Pickens County]

SCHOOL PROFILE

	Our School	Change from Last Year	Elementary Schools with Students Like Ours	Median Elementary School
Students (n=232)				
Retention rate	0.9%	Up from 0.8%	0.9%	1.0%
Attendance rate	97.0%	Up from 96.1%	96.6%	96.6%
Served by gifted and talented program	N/AV	N/AV	N/AV	N/AV
With disabilities other than speech	N/AV	N/AV	N/AV	N/AV
Older than usual for grade	N/AV	N/AV	N/AV	N/AV
Out-of-school suspensions or expulsions for violent and/or criminal offenses	0.0%	No Change	0.0%	0.0%
Teachers (n=15)				
Teachers with advanced degrees	60.0%	Up from 47.1%	63.6%	63.0%
Continuing contract teachers	N/AV	N/AV	N/AV	N/AV
Teachers returning from previous year	89.0%	Up from 80.7%	89.6%	88.7%
Teacher attendance rate	95.4%	Up from 93.4%	95.0%	95.1%
Average teacher salary*	\$48,403	Up 1.2%	\$48,367	\$47,210
Classes not taught by highly qualified teachers	0.0%	No Change	0.0%	0.0%
Professional development days/teacher	8.5 days	Down from 9.5 days	11.7 days	10.5 days
School				
Principal's years at school	12.0	Up from 11.0	5.0	4.0
Student-teacher ratio in core subjects	19.7 to 1	Down from 22.0 to 1	20.2 to 1	20.0 to 1
Prime instructional time	90.0%	Up from 87.9%	90.2%	90.5%
Opportunities in the arts	Good	No Change	Good	Good
SACS accreditation	Yes	No Change	Yes	Yes
Parents attending conferences	100.0%	No Change	100.0%	100.0%
Character development program	Average	Down from Good	Excellent	Excellent
Dollars spent per pupil**	\$8,014	Down 1.3%	\$6,813	\$7,247
Percent of expenditures for instruction**	57.8%	Down from 58.4%	68.3%	68.2%
Percent of expenditures for teacher salaries**	56.1%	Up from 55.5%	66.3%	65.7%
ESEA composite index score	100.0	N/A	94.2	91.9

* Length of contract = 185+ days.

** Prior year audited financial data available.

REPORT OF PRINCIPAL AND SCHOOL IMPROVEMENT COUNCIL

Ambler is a K4-grade 5 school nestled in the foothills of the Blue Ridge Mountains. We served 240 students in the 2011-2012 year. The school's mission statement summarizes our commitment to our students: "Ambler Elementary School, committed to academic excellence, will provide a strong foundation for all students by ensuring a safe, nurturing environment where staff, family, and community work together to emphasize relevant and challenging learning experiences. This has been another successful year at Ambler. Our students performed well academically and were engaged in several service learning projects in the community to help improve the citizenship of our students. We believe that Ambler is the best kept secret in our district. We continued our K4 half-day program to help serve 18 children and help prepare them for K5. We also provided a Kindercare program in the mornings for those parents of K4 children that were interested. We continued our Wildcat Den Afterschool Program from 2:30-5:30 P.M. We continued our Wildcat Citizens Recycling Program through the leadership of Tina Kelly, our guidance counselor. We continued the use of incentive tags to help praise and encourage our children. Ambler received the Palmetto Gold Award from the State Department of Education for the Absolute Rating and a Palmetto Gold Award for an Excellent Growth or Improvement Rating. Constance Witte was selected as our Teacher of the Year. Carolyn Trotter was selected as our Support Staff Person of the Year. Amanda Howard was selected as our Volunteer of the Year.

Sydney Cox, SIC Chair and Carlton Lewis, Principal

EVALUATION RESULTS

	Teachers	Students*	Parents*
Number of surveys returned	17	40	27
Percent satisfied with learning environment	100.0%	95.0%	92.3%
Percent satisfied with social and physical environment	100.0%	95.0%	96.2%
Percent satisfied with school-home relations	100.0%	97.5%	92.0%

*Only students at the highest elementary school grade level at this school and their parents were included.

Comprehensive detail, including definitions of ratings, performance criteria, and explanations of status, is available on www.ed.sc.gov and www.eoc.sc.gov as well as school and school district websites.

Printed versions are available from school districts upon request.

Abbreviations Key

N/A Not Applicable N/AV Not Available N/C Not Collected N/R Not Reported I/S Insufficient Sample TBD To be determined
 NI Newly Identified CSI Continuing School Improvement CA Corrective Action RP Plan to Restructure R Restructure DELAY School Improvement Status HOLD School Improvement Status