



SC Annual School Report Card Summary

Brookdale Elementary School
 Orangeburg Consolidated School District 5
 Grades: PK-5 Enrollment: 315
 Principal: Dr. Charlene A. Stokes
 Superintendent: Cynthia Wilson
 Board Chair: Mary Ulmer

PERFORMANCE

Comprehensive detail, including definitions of ratings, performance criteria, and explanations of status, is available on www.ed.sc.gov and www.eoc.sc.gov as well as school and school district websites. Printed versions are available from school districts upon request.

YEAR	ABSOLUTE RATING	GROWTH RATING	PALMETTO GOLD AND SILVER AWARD		ESEA/FEDERAL ACCOUNTABILITY RATING SYSTEM	
			General Performance	Closing the Gap	ESEA Grade	Accountability Indicator
2012	At-Risk	Below Average	TBD	TBD	F	Priority
2011	Below Average	Average	N/A	N/A	Not Met	N/A
2010	Below Average	Below Average	N/A	N/A	Met	N/A

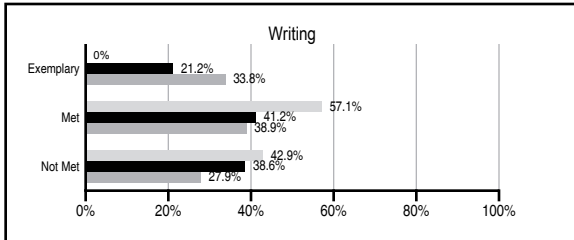
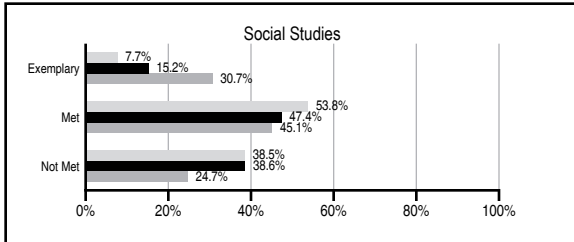
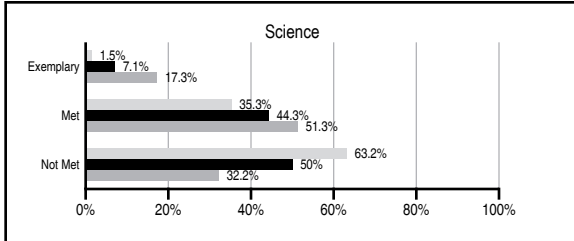
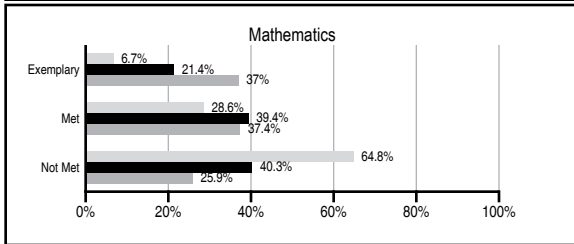
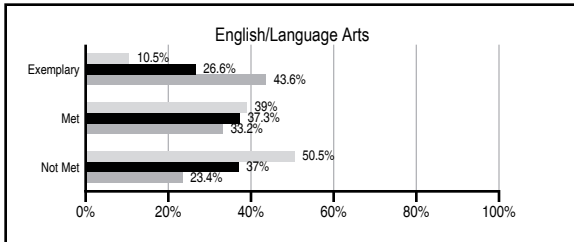
ABSOLUTE RATINGS OF ELEMENTARY SCHOOLS WITH STUDENTS LIKE OURS*

EXCELLENT	GOOD	AVERAGE	BELOW AVERAGE	AT-RISK
2	8	75	47	19

* Ratings are calculated with data available by 11/07/2012. Schools with Students Like Ours are Elementary Schools with Poverty Indices of no more than 5% above or below the index for this school.

PASS PERFORMANCE

Our School
 Elementary Schools with Students Like Ours
 Elementary schools statewide



NAEP PERFORMANCE*

* Performance reported for SC and nation, data not available at school level. Percentages at NAEP Achievement Levels.



SC PERFORMANCE VISION

By 2020 all students will graduate with the knowledge and skills necessary to compete successfully in the global economy, participate in a democratic society and contribute positively as members of families and communities.

Abbreviations Key

N/A Not Applicable N/AV Not Available N/C Not Collected N/R Not Reported I/S Insufficient Sample TBD To be determined

Brookdale Elementary School
[Orangeburg Consolidated School District 5]

SCHOOL PROFILE

	Our School	Change from Last Year	Elementary Schools with Students Like Ours	Median Elementary School
Students (n=315)				
Retention rate	1.1%	Down from 3.3%	1.2%	1.0%
Attendance rate	96.2%	Up from 96.0%	96.3%	96.6%
Served by gifted and talented program	N/AV	N/AV	N/AV	N/AV
With disabilities other than speech	N/AV	N/AV	N/AV	N/AV
Older than usual for grade	N/AV	N/AV	N/AV	N/AV
Out-of-school suspensions or expulsions for violent and/or criminal offenses	0.0%	No Change	0.0%	0.0%
Teachers (n=22)				
Teachers with advanced degrees	77.3%	Up from 68.2%	62.5%	63.0%
Continuing contract teachers	N/AV	N/AV	N/AV	N/AV
Teachers returning from previous year	83.6%	Down from 91.2%	85.3%	88.7%
Teacher attendance rate	97.0%	Up from 94.1%	95.4%	95.1%
Average teacher salary*	\$46,329	Up 0.1%	\$44,974	\$47,210
Classes not taught by highly qualified teachers	7.8%	Up from 0.0%	0.0%	0.0%
Professional development days/teacher	11.8 days	Down from 18.8 days	9.5 days	10.5 days
School				
Principal's years at school	12.0	No Change	4.0	4.0
Student-teacher ratio in core subjects	15.1 to 1	Down from 17.5 to 1	18.1 to 1	20.0 to 1
Prime instructional time	90.5%	Up from 87.2%	90.6%	90.5%
Opportunities in the arts	Good	Down from Excellent	Good	Good
SACS accreditation	Yes	No Change	Yes	Yes
Parents attending conferences	100.0%	No Change	100.0%	100.0%
Character development program	Excellent	No Change	Excellent	Excellent
Dollars spent per pupil**	\$10,015	Down 3.4%	\$8,384	\$7,247
Percent of expenditures for instruction**	57.5%	Down from 60.5%	65.9%	68.2%
Percent of expenditures for teacher salaries**	54.0%	Down from 55.3%	62.8%	65.7%
ESEA composite index score	27.1	N/A	80.3	91.9

* Length of contract = 185+ days.

** Prior year audited financial data available.

EVALUATION RESULTS

	Teachers	Students*	Parents*
Number of surveys returned	20	41	4
Percent satisfied with learning environment	75.0%	70.7%	I/S
Percent satisfied with social and physical environment	78.9%	76.9%	I/S
Percent satisfied with school-home relations	75.0%	97.4%	I/S

*Only students at the highest elementary school grade level at this school and their parents were included.

REPORT OF PRINCIPAL AND SCHOOL IMPROVEMENT COUNCIL

This year was filled with many teaching practices and procedures that proved the Eagles' Nest to be a school that is soaring in instructionally sound practices. Serving 333 students in child development through fifth grade, our faculty and staff provide challenging and meaningful instruction on a daily basis. We continue to maintain academic success each year as we use data to monitor, assess, and adjust the instruction that we provide based on the needs of our students. Brookdale families along with teachers, administrators, and the surrounding community work hand in hand to ensure that we are developing global contributors to society. We are a Title I school with 97% of our population eligible for free or reduced-priced lunch.

The faculty and staff of Brookdale views professional development activities and the incorporation of learned practices as the core of sustained academic success. Our rich instructional program focuses on the South Carolina Curriculum Standards and The Teaching and Learning Framework. We believe that our instructional planning and preparation along with our spiraling curriculum delivers rigorous, challenging instruction that provides experiences that directly impacts student academic improvement and success.

Technological expansions within the classroom continue to improve tremendously with the incorporation of interactive star boards and CPS systems in every classroom from Pre-Kindergarten through Fifth grade. Teachers are trained to use cutting edge technology equipment to assist with learning and incorporate technological practices into daily instruction.

Parents are the pulse of our positive environment and the key factor that bonds school-to-home relationships within our school. Our family-friendly atmosphere gives parents and the community a special place to call their own. It allows them to come into an open door environment and learn how to assist their children and to let us know how we can assist them with their parenting needs.

We are proud of the growth and improvements that we have been able to achieve as a school community and look forward to working together to continue to make Brookdale a great place to learn and work.

Cassandra H. Jenkins, Ed.D., Principal
 Ms. Lynette Harvin, PTO President

Comprehensive detail, including definitions of ratings, performance criteria, and explanations of status, is available on www.ed.sc.gov and www.eoc.sc.gov as well as school and school district websites.

Printed versions are available from school districts upon request.

Abbreviations Key

N/A Not Applicable N/AV Not Available N/C Not Collected N/R Not Reported I/S Insufficient Sample TBD To be determined

NI Newly Identified CSI Continuing School Improvement CA Corrective Action RP Plan to Restructure R Restructure DELAY School Improvement Status HOLD School Improvement Status