



SC Annual School Report Card Summary

Marshall Elementary
Orangeburg Consolidated School District 5
Grades: PK-5 Enrollment: 922
Principal: Penny Sturgill
Superintendent: Cynthia Wilson
Board Chair: Mary Ulmer

PERFORMANCE

Comprehensive detail, including definitions of ratings, performance criteria, and explanations of status, is available on www.ed.sc.gov and www.eoc.sc.gov as well as school and school district websites. Printed versions are available from school districts upon request.

YEAR	ABSOLUTE RATING	GROWTH RATING	PALMETTO GOLD AND SILVER AWARD		ESEA/FEDERAL ACCOUNTABILITY RATING SYSTEM	
			General Performance	Closing the Gap	ESEA Grade	Accountability Indicator
2012	Average	Below Average	TBD	TBD	A	Focus
2011	Average	Average	N/A	N/A	Not Met	N/A
2010	Below Average	Average	N/A	N/A	Not Met	N/A

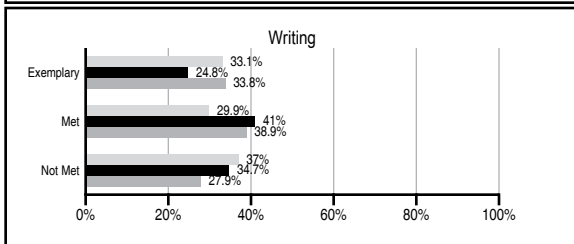
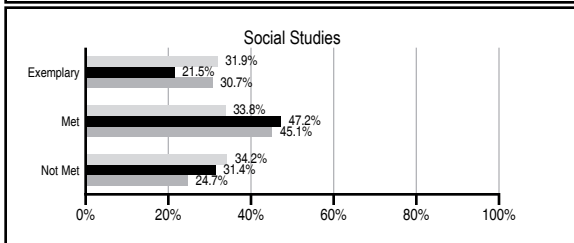
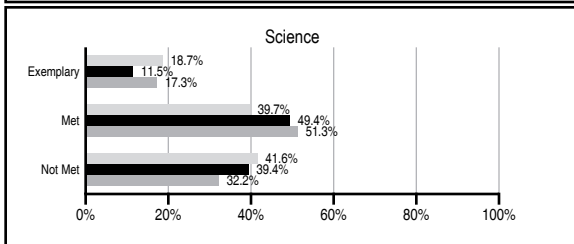
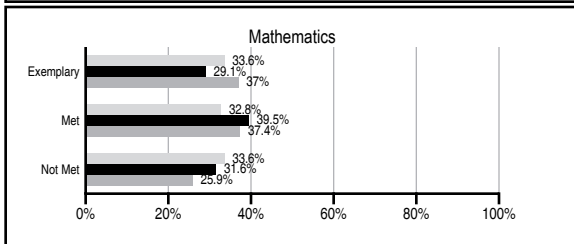
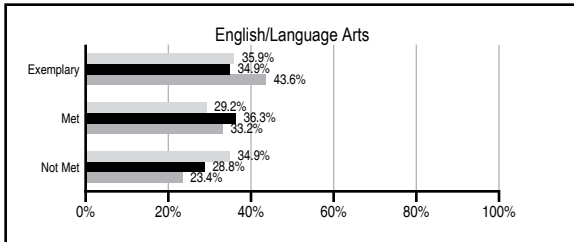
ABSOLUTE RATINGS OF ELEMENTARY SCHOOLS WITH STUDENTS LIKE OURS*

EXCELLENT	GOOD	AVERAGE	BELOW AVERAGE	AT-RISK
9	19	93	16	4

* Ratings are calculated with data available by 11/07/2012. Schools with Students Like Ours are Elementary Schools with Poverty Indices of no more than 5% above or below the index for this school.

PASS PERFORMANCE

Our School
 Elementary Schools with Students Like Ours
 Elementary schools statewide



NAEP PERFORMANCE*

* Performance reported for SC and nation, data not available at school level. Percentages at NAEP Achievement Levels.



SC PERFORMANCE VISION

By 2020 all students will graduate with the knowledge and skills necessary to compete successfully in the global economy, participate in a democratic society and contribute positively as members of families and communities.

Abbreviations Key

N/A Not Applicable N/AV Not Available N/C Not Collected N/R Not Reported I/S Insufficient Sample TBD To be determined

Marshall Elementary
[Orangeburg Consolidated School District 5]

SCHOOL PROFILE

	Our School	Change from Last Year	Elementary Schools with Students Like Ours	Median Elementary School
Students (n=922)				
Retention rate	2.4%	No Change	1.4%	1.0%
Attendance rate	96.8%	Up from 96.4%	96.3%	96.6%
Served by gifted and talented program	N/AV	N/AV	N/AV	N/AV
With disabilities other than speech	N/AV	N/AV	N/AV	N/AV
Older than usual for grade	N/AV	N/AV	N/AV	N/AV
Out-of-school suspensions or expulsions for violent and/or criminal offenses	0.0%	No Change	0.0%	0.0%
Teachers (n=53)				
Teachers with advanced degrees	69.8%	Down from 78.4%	61.0%	63.0%
Continuing contract teachers	N/AV	N/AV	N/AV	N/AV
Teachers returning from previous year	86.8%	Down from 87.7%	88.2%	88.7%
Teacher attendance rate	98.9%	Up from 95.3%	94.8%	95.1%
Average teacher salary*	\$45,172	Down 4.6%	\$46,246	\$47,210
Classes not taught by highly qualified teachers	1.5%	Up from 0.0%	0.0%	0.0%
Professional development days/teacher	9.2 days	Down from 15.1 days	10.7 days	10.5 days
School				
Principal's years at school	1.0	Down from 4.0	4.0	4.0
Student-teacher ratio in core subjects	27.5 to 1	Up from 25.1 to 1	19.3 to 1	20.0 to 1
Prime instructional time	94.9%	Up from 89.3%	89.8%	90.5%
Opportunities in the arts	Good	No Change	Good	Good
SACS accreditation	Yes	No Change	Yes	Yes
Parents attending conferences	100.0%	No Change	100.0%	100.0%
Character development program	Excellent	No Change	Excellent	Excellent
Dollars spent per pupil**	\$6,446	Down 5.4%	\$7,390	\$7,247
Percent of expenditures for instruction**	73.4%	Up from 71.9%	67.4%	68.2%
Percent of expenditures for teacher salaries**	68.5%	Down from 69.3%	64.3%	65.7%
ESEA composite index score	92.8	N/A	88.6	91.9

* Length of contract = 185+ days.

** Prior year audited financial data available.

EVALUATION RESULTS

	Teachers	Students*	Parents*
Number of surveys returned	49	120	40
Percent satisfied with learning environment	55.1%	61.3%	91.7%
Percent satisfied with social and physical environment	64.6%	60.5%	86.8%
Percent satisfied with school-home relations	61.2%	80.2%	89.5%

*Only students at the highest elementary school grade level at this school and their parents were included.

REPORT OF PRINCIPAL AND SCHOOL IMPROVEMENT COUNCIL

Marshall Elementary School's mascot is the bumblebee. Its ability to fly defies the theory of aerodynamics and achievement of the impossible. Students, parents, faculty, and staff at Marshall are demonstrating daily the ability to reach for the impossible. We work hand in hand to achieve success, create an innovative, exciting learning environment, lead by example, and face challenges knowing that we can achieve the impossible.

During the 2011-2012 school year, we have definitely demonstrated our ability to spread our wings and fly. We had the opportunity to participate in Healing Species. Healing Species is the first student intervention program in the nation addressing issues of the heart to overcome violence, bullying and crime – with the assistance of rescued dogs – dogs nobody else wanted. Healing Species is the “first of its kind” and paving a new standard among results-oriented programming.

In addition, Marshall takes pride in many of our school-wide initiatives geared at educating the whole child. Character education is emphasized school-wide. We have implemented programs such as PBIS (Positive Behavioral Intervention Strategies), which focuses on the positive choices made by students. Students earn Bee bucks that can be spent to purchase items or participate in school wide incentives. We use a three tiered intervention model to address the varying need of our children. We also began a Spanish class to ensure that our children have exposure to a foreign language at an early age.

Marshall Elementary School understands that in order to continue on our flight and achieve all goals, we must be a true professional learning community for all stakeholders. Teachers and staff are participating in training and in-services across the curriculum and are constantly analyzing data. Data results are the driving force behind our instruction and for making positive decisions.

Although we are taking flight and achieving success, we realize the constant need for growth and improvement. Our data indicates a strong need to focus on mathematics. The school is in the process of creating a plan of action to address this area of weakness. Parental involvement remains a concern at Marshall. Our School Improvement Council administered a survey to parents in order to identify their needs. The results indicated that many of our parents would like the school to offer Saturday Workshops. We will be implementing this strategy during the upcoming school year.

With the determination of all "bees" working together, we will continue to take flight and reach the level of success deemed impossible!

Don Doggett, Principal

Anthony Bell, School Improvement Council

Comprehensive detail, including definitions of ratings, performance criteria, and explanations of status, is available on www.ed.sc.gov and www.eoc.sc.gov as well as school and school district websites.

Printed versions are available from school districts upon request.

Abbreviations Key

N/A Not Applicable N/AV Not Available N/C Not Collected N/R Not Reported I/S Insufficient Sample TBD To be determined

NI Newly Identified CSI Continuing School Improvement CA Corrective Action RP Plan to Restructure R Restructure DELAY School Improvement Status HOLD School Improvement Status