



SC Annual School Report Card Summary

Hunter-Kinard-Tyler Elementary School
 Orangeburg Consolidated School District Four
 Grades: PK-6 Enrollment: 343
 Principal: Francina Gerald
 Superintendent: Brenda Turner
 Board Chair: Peggy Tyler

PERFORMANCE

Comprehensive detail, including definitions of ratings, performance criteria, and explanations of status, is available on www.ed.sc.gov and www.eoc.sc.gov as well as school and school district websites. Printed versions are available from school districts upon request.

YEAR	ABSOLUTE RATING	GROWTH RATING	PALMETTO GOLD AND SILVER AWARD		ESEA/FEDERAL ACCOUNTABILITY RATING SYSTEM	
			General Performance	Closing the Gap	ESEA Grade	Accountability Indicator
2012	At-Risk	At-Risk	TBD	TBD	F	Priority
2011	N/A	N/A	N/A	N/A	N/A	N/A
2010	N/A	N/A	N/A	N/A	N/A	N/A

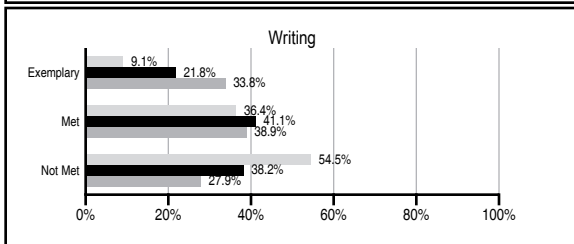
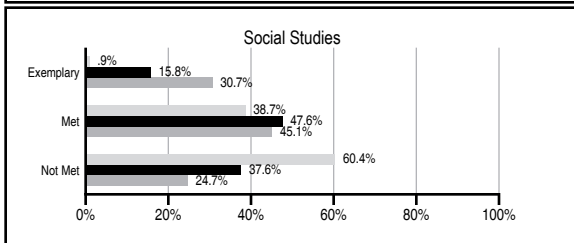
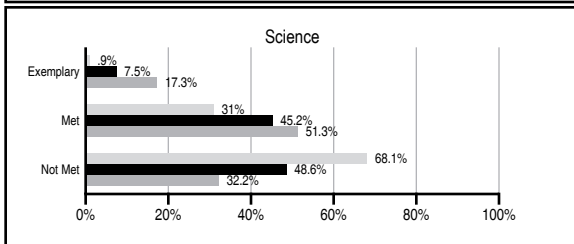
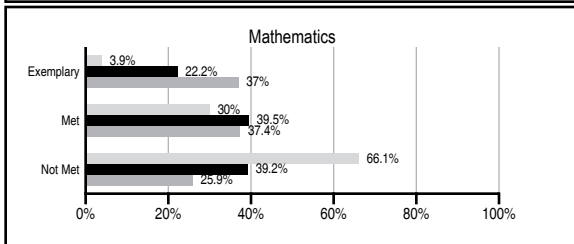
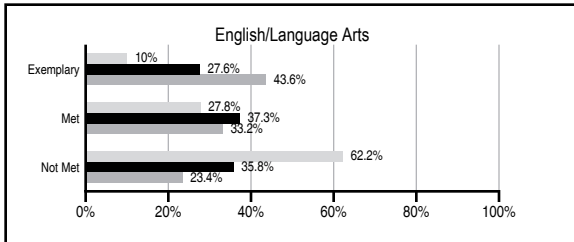
ABSOLUTE RATINGS OF ELEMENTARY SCHOOLS WITH STUDENTS LIKE OURS*

EXCELLENT	GOOD	AVERAGE	BELOW AVERAGE	AT-RISK
2	12	95	49	20

* Ratings are calculated with data available by 11/07/2012. Schools with Students Like Ours are Elementary Schools with Poverty Indices of no more than 5% above or below the index for this school.

PASS PERFORMANCE

Our School
 Elementary Schools with Students Like Ours
 Elementary schools statewide



NAEP PERFORMANCE*

* Performance reported for SC and nation, data not available at school level. Percentages at NAEP Achievement Levels.



SC PERFORMANCE VISION

By 2020 all students will graduate with the knowledge and skills necessary to compete successfully in the global economy, participate in a democratic society and contribute positively as members of families and communities.

Abbreviations Key

N/A Not Applicable N/AV Not Available N/C Not Collected N/R Not Reported I/S Insufficient Sample TBD To be determined

Hunter-Kinard-Tyler Elementary School [Orangeburg Consolidated School District Four]

SCHOOL PROFILE

	Our School	Change from Last Year	Elementary Schools with Students Like Ours	Median Elementary School
Students (n=343)				
Retention rate	0.0%	N/A	1.3%	1.0%
Attendance rate	96.6%	N/A	96.3%	96.6%
Served by gifted and talented program	N/AV	N/AV	N/AV	N/AV
With disabilities other than speech	N/AV	N/AV	N/AV	N/AV
Older than usual for grade	N/AV	N/AV	N/AV	N/AV
Out-of-school suspensions or expulsions for violent and/or criminal offenses	N/R	N/R	0.0%	0.0%
Teachers (n=24)				
Teachers with advanced degrees	58.3%	N/A	62.8%	63.0%
Continuing contract teachers	N/AV	N/AV	N/AV	N/AV
Teachers returning from previous year	N/A	N/A	85.4%	88.7%
Teacher attendance rate	92.8%	N/R	95.3%	95.1%
Average teacher salary*	\$46,435	I/S	\$45,127	\$47,210
Classes not taught by highly qualified teachers	0.0%	N/A	0.0%	0.0%
Professional development days/teacher	3.1 days	N/R	9.8 days	10.5 days
School				
Principal's years at school	1.0	N/R	4.0	4.0
Student-teacher ratio in core subjects	N/R	N/R	18.1 to 1	20.0 to 1
Prime instructional time	87.0%	N/R	90.6%	90.5%
Opportunities in the arts	Poor	N/R	Good	Good
SACS accreditation	Yes	N/R	Yes	Yes
Parents attending conferences	N/R	N/R	100.0%	100.0%
Character development program	N/R	N/R	Excellent	Excellent
Dollars spent per pupil**	N/A	N/A	\$8,317	\$7,247
Percent of expenditures for instruction**	N/A	N/A	66.6%	68.2%
Percent of expenditures for teacher salaries**	N/A	N/A	63.3%	65.7%
ESEA composite index score	23.2	N/A	84.4	91.9

* Length of contract = 185+ days.

** Prior year audited financial data available.

EVALUATION RESULTS

	Teachers	Students*	Parents*
Number of surveys returned	16	45	27
Percent satisfied with learning environment	60.0%	61.4%	62.5%
Percent satisfied with social and physical environment	53.3%	60.5%	56.0%
Percent satisfied with school-home relations	43.8%	72.7%	66.7%

*Only students at the highest elementary school grade level at this school and their parents were included.

REPORT OF PRINCIPAL AND SCHOOL IMPROVEMENT COUNCIL

The 2011-12 school year was an exciting year at Hunter-Kinard-Tyler Elementary School. Our vision is to HKT Elementary... "Where We Are Building Strong Foundations". We are very proud of the hard work of our students, faculty and staff this year as there have been several notable changes. We are continuing to uphold our duty as outlined in the Educational Accountability Act to notify the community of the outstanding initiatives we have implemented at Hunter-Kinard-Tyler Elementary School.

HKTE is situated in a rural setting in an agricultural-based community. Our student population is close to 90% free and reduced lunch. The school serves the communities of Norway, Neeses and Springfield. HKTE worked with our Parenting Coordinator to host family night activities, a Breakfast Book Club for parents of our 4 year old students and a Parent Power Hour. The cooperation and interaction between our community and school has served to enhance our educational programs.

Our academic focus was on training and implementation of Response to Intervention (RTI) in both reading and math. Several programs were used to provide Tier II and Tier III intervention for students. READ 180, a comprehensive system of curriculum, instruction, assessment, and professional development proven to raise reading achievement for struggling readers in grades 4-12+. Designed for any student reading two or more years below grade-level, READ 180 leverages adaptive technology to individualize instruction for students and provide powerful data for differentiation to teachers. Wilson Foundations for K-3 is a phonological/phonemic awareness, phonics and spelling program for the general education classroom. Foundations is based upon the Wilson Reading System® principles and serves as a prevention and intervention program to help reduce reading and spelling failure. Rather than completely replace core curriculum, Foundations provides the research-validated strategies that complement installed programs to meet federal standards and serve the needs of all children. Programs were also used from the Voyager family, including Passport, Ticket to Read and VMath. Number Worlds was used in math. Number Worlds is an intensive intervention program that focuses on students who are one or more grade levels behind in elementary mathematics.

HKTE participated once again as a part of the Literacy in the Content Area Team (LCAT), a grant program which featured learning activities that teachers in all content areas could utilize in their classrooms.

The Arts program continues to provide creative outlets for our students: musicals and drama productions. Several of our students received invitations to participate in the Summer Gifted and Talented Arts program.

Members of the HKTE family who support our students are members of the guidance department, Literacy and Math Interventionist and the PBIS Coordinator. Hunter-Kinard-Tyler Elementary School's administration, faculty and staff, along with School Improvement Council, will continue to look for innovative ways to improve academic achievement. We welcome your support in this effort.

Francina Gerald, Principal
Wesley Scott, SIC Chair

Comprehensive detail, including definitions of ratings, performance criteria, and explanations of status, is available on www.ed.sc.gov and www.eoc.sc.gov as well as school and school district websites.

Printed versions are available from school districts upon request.

Abbreviations Key

N/A Not Applicable N/AV Not Available N/C Not Collected N/R Not Reported I/S Insufficient Sample TBD To be determined

NI Newly Identified CSI Continuing School Improvement CA Corrective Action RP Plan to Restructure R Restructure DELAY School Improvement Status HOLD School Improvement Status