



SC Annual School Report Card Summary

Edisto Elementary
 Orangeburg Consolidated School District Four
 Grades: 3-5 Enrollment: 592
 Principal: Thomas Drew
 Superintendent: Brenda Turner
 Board Chair: Peggy Tyler

PERFORMANCE

Comprehensive detail, including definitions of ratings, performance criteria, and explanations of status, is available on www.ed.sc.gov and www.eoc.sc.gov as well as school and school district websites. Printed versions are available from school districts upon request.

YEAR	ABSOLUTE RATING	GROWTH RATING	PALMETTO GOLD AND SILVER AWARD		ESEA/FEDERAL ACCOUNTABILITY RATING SYSTEM	
			General Performance	Closing the Gap	ESEA Grade	Accountability Indicator
2012	Below Average	Average	TBD	TBD	F	N/A
2011	Below Average	Average	Silver	N/A	Not Met	N/A
2010	Below Average	Average	N/A	N/A	Not Met	N/A

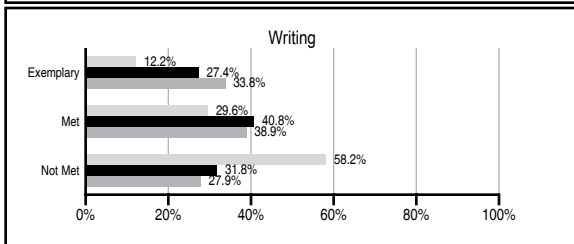
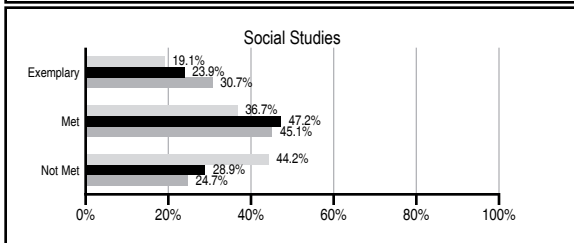
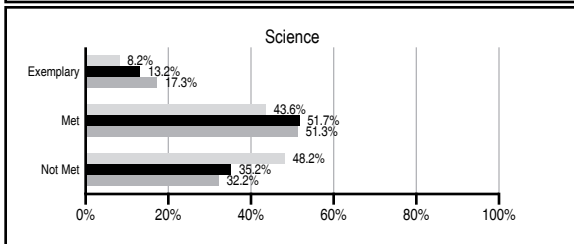
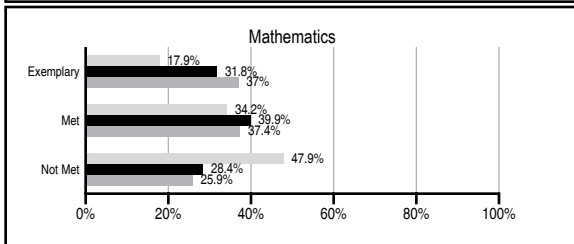
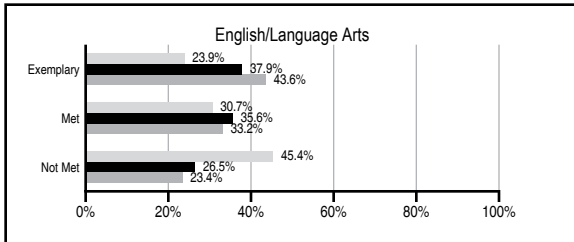
ABSOLUTE RATINGS OF ELEMENTARY SCHOOLS WITH STUDENTS LIKE OURS*

EXCELLENT	GOOD	AVERAGE	BELOW AVERAGE	AT-RISK
10	27	86	9	0

* Ratings are calculated with data available by 11/07/2012. Schools with Students Like Ours are Elementary Schools with Poverty Indices of no more than 5% above or below the index for this school.

PASS PERFORMANCE

Our School
 Elementary Schools with Students Like Ours
 Elementary schools statewide



NAEP PERFORMANCE*

* Performance reported for SC and nation, data not available at school level. Percentages at NAEP Achievement Levels.



SC PERFORMANCE VISION

By 2020 all students will graduate with the knowledge and skills necessary to compete successfully in the global economy, participate in a democratic society and contribute positively as members of families and communities.

Abbreviations Key

N/A Not Applicable N/AV Not Available N/C Not Collected N/R Not Reported I/S Insufficient Sample TBD To be determined

Edisto Elementary
[Orangeburg Consolidated School District Four]

SCHOOL PROFILE

	Our School	Change from Last Year	Elementary Schools with Students Like Ours	Median Elementary School
Students (n=592)				
Retention rate	0.2%	Down from 0.9%	1.5%	1.0%
Attendance rate	95.8%	Up from 95.7%	96.3%	96.6%
Served by gifted and talented program	N/AV	N/AV	N/AV	N/AV
With disabilities other than speech	N/AV	N/AV	N/AV	N/AV
Older than usual for grade	N/AV	N/AV	N/AV	N/AV
Out-of-school suspensions or expulsions for violent and/or criminal offenses	0.0%	No Change	0.0%	0.0%
Teachers (n=36)				
Teachers with advanced degrees	69.4%	Up from 67.6%	60.9%	63.0%
Continuing contract teachers	N/AV	N/AV	N/AV	N/AV
Teachers returning from previous year	95.6%	Up from 91.1%	88.7%	88.7%
Teacher attendance rate	91.6%	Down from 94.7%	94.8%	95.1%
Average teacher salary*	\$46,233	Up 2.4%	\$46,876	\$47,210
Classes not taught by highly qualified teachers	0.0%	No Change	0.0%	0.0%
Professional development days/teacher	7.8 days	Down from 12.2 days	10.8 days	10.5 days
School				
Principal's years at school	17.0	Up from 16.0	4.0	4.0
Student-teacher ratio in core subjects	18.9 to 1	Up from 15.4 to 1	19.9 to 1	20.0 to 1
Prime instructional time	86.3%	Down from 89.1%	89.7%	90.5%
Opportunities in the arts	Good	No Change	Good	Good
SACS accreditation	Yes	No Change	Yes	Yes
Parents attending conferences	16.6%	Down from 99.1%	100.0%	100.0%
Character development program	Excellent	No Change	Excellent	Excellent
Dollars spent per pupil**	\$6,284	Up 4.5%	\$7,288	\$7,247
Percent of expenditures for instruction**	62.8%	Down from 62.9%	67.8%	68.2%
Percent of expenditures for teacher salaries**	59.5%	Down from 60.6%	65.0%	65.7%
ESEA composite index score	51.9	N/A	88.7	91.9

* Length of contract = 185+ days.

** Prior year audited financial data available.

EVALUATION RESULTS

	Teachers	Students*	Parents*
Number of surveys returned	25	173	108
Percent satisfied with learning environment	88.0%	83.7%	93.4%
Percent satisfied with social and physical environment	91.7%	78.8%	82.1%
Percent satisfied with school-home relations	48.0%	84.9%	81.9%

*Only students at the highest elementary school grade level at this school and their parents were included.

REPORT OF PRINCIPAL AND SCHOOL IMPROVEMENT COUNCIL

Edisto Elementary School is a progressive and nurturing school located in a rural community in Orangeburg County, SC. Our mission, through the partnership of school, home, and community, is to create a caring, secure, and positive learning environment that produces imaginative, lifelong learners who will use high level thinking skills to become successful citizens in a culturally diverse society. Our curriculum uses the latest data-driven teaching strategies aligned to the SC State Standards while incorporating balance literacy across the curriculum as well as technology.

The purpose of Edisto Elementary School's educational program is to close the achievement gap by offering continuous improvement. In order to be successful, EES incorporates various types of classroom structures: team-teaching (regular classrooms, Cougar Magnet and LEAP classes), self-contained classes (3 special education/resource, 4 same-gender classes, 3 basic classes), and 4 related arts in conjunction with inclusion and mainstreaming.

It is through our ongoing attempt to close the academic gap that we received the Palmetto Silver Award for 2011-2012. Our warm and caring family atmosphere helped us obtain the outstanding award of a Red Carpet School in 2010-2011. Because of our strong belief in both the educational and socio-psychological development, we seek to instill the importance of a community by encouraging our students to participate in various clubs such as Good News Club, EES News Letter, Bike Club, Chorus, Math Club, Cubettes, Student Congress, and others. This past year we started a school-wide club in an endeavor to improve literacy. Every Tuesday, the students were grouped according to MAP scores. Each and every teacher taught Reading and Reading strategies to students during Book Club Tuesday.

In conjunction with the PTO and the SIC, we participated in community services such as Box Tops 4 Education, Pop Tops, Relay for Life, and the "Cougar Closet and Paw Pantry," providing clothing and non-perishable food items to the members of the Edisto Community when needed. We also maintain a website for our community consisting of multiplicity information such as homework, belief statements, news articles, safety and health tips, library media information, lunch menus, and other pertinent information.

A variety of awards and services endorse learning achievements. Each quarter our SIC offered an incentive to students who excel academically while the administration and faculty offered celebrations for increasing MAP scores. At the same time we rewarded good behavior and good character. This past year, our guidance counselor added the Chick Filet Award monthly for good character.

The sole purpose of closing the academic gap is to equip students with the proper tools as they reach for the highest expectations in both school and life. This will be accomplished by academically improving all students through inclusion, Balance Literacy across the curriculum, and computer programs including the Academy of Reading, Accelerated Reader, Compass Learning, RTI, First in Math and others.

Through our open-door policy, we will continue to work collaboratively with the community for the success of each child.

Belinda Johnson, Principal

Comprehensive detail, including definitions of ratings, performance criteria, and explanations of status, is available on www.ed.sc.gov and www.eoc.sc.gov as well as school and school district websites.

Printed versions are available from school districts upon request.

Abbreviations Key

N/A Not Applicable N/AV Not Available N/C Not Collected N/R Not Reported I/S Insufficient Sample TBD To be determined
 NI Newly Identified CSI Continuing School Improvement CA Corrective Action RP Plan to Restructure R Restructure DELAY School Improvement Status HOLD School Improvement Status