



SC Annual School Report Card Summary

Lockett Elementary
 Orangeburg Consolidated School District Four
 Grades: PK-6 Enrollment: 355
 Principal: Unknown
 Superintendent: Brenda Turner
 Board Chair: Peggy Tyler

PERFORMANCE

Comprehensive detail, including definitions of ratings, performance criteria, and explanations of status, is available on www.ed.sc.gov and www.eoc.sc.gov as well as school and school district websites. Printed versions are available from school districts upon request.

YEAR	ABSOLUTE RATING	GROWTH RATING	PALMETTO GOLD AND SILVER AWARD		ESEA/FEDERAL ACCOUNTABILITY RATING SYSTEM	
			General Performance	Closing the Gap	ESEA Grade	Accountability Indicator
2012	Average	Excellent	TBD	TBD	A	N/A
2011	N/A	N/A	N/A	N/A	N/A	N/A
2010	N/A	N/A	N/A	N/A	N/A	N/A

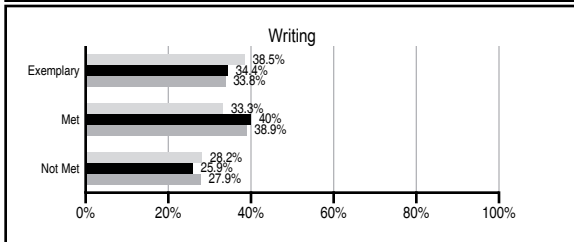
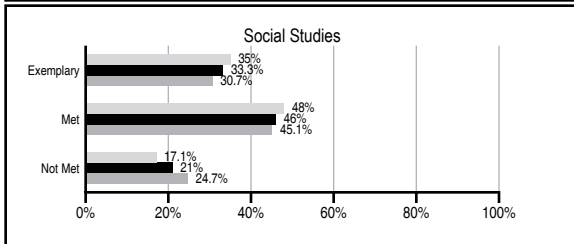
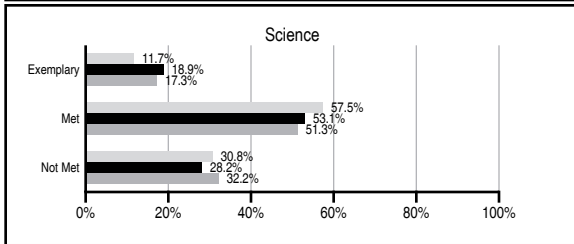
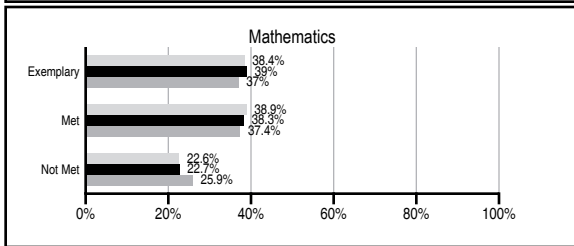
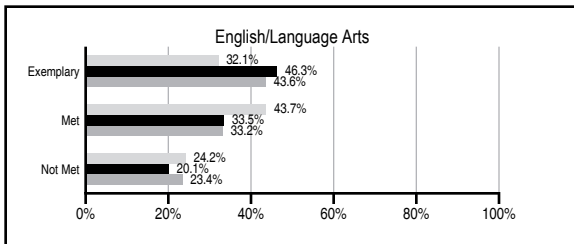
ABSOLUTE RATINGS OF ELEMENTARY SCHOOLS WITH STUDENTS LIKE OURS*

EXCELLENT	GOOD	AVERAGE	BELOW AVERAGE	AT-RISK
31	44	35	1	0

* Ratings are calculated with data available by 11/07/2012. Schools with Students Like Ours are Elementary Schools with Poverty Indices of no more than 5% above or below the index for this school.

PASS PERFORMANCE

Our School
 Elementary Schools with Students Like Ours
 Elementary schools statewide



NAEP PERFORMANCE*

* Performance reported for SC and nation, data not available at school level. Percentages at NAEP Achievement Levels.



SC PERFORMANCE VISION

By 2020 all students will graduate with the knowledge and skills necessary to compete successfully in the global economy, participate in a democratic society and contribute positively as members of families and communities.

Abbreviations Key

N/A Not Applicable N/AV Not Available N/C Not Collected N/R Not Reported I/S Insufficient Sample TBD To be determined

Lockett Elementary
[Orangeburg Consolidated School District Four]

SCHOOL PROFILE

	Our School	Change from Last Year	Elementary Schools with Students Like Ours	Median Elementary School
Students (n=355)				
Retention rate	0.0%	N/A	1.0%	1.0%
Attendance rate	96.2%	N/A	96.4%	96.6%
Served by gifted and talented program	N/AV	N/AV	N/AV	N/AV
With disabilities other than speech	N/AV	N/AV	N/AV	N/AV
Older than usual for grade	N/AV	N/AV	N/AV	N/AV
Out-of-school suspensions or expulsions for violent and/or criminal offenses	0.0%	N/R	0.0%	0.0%
Teachers (n=18)				
Teachers with advanced degrees	33.3%	N/A	62.1%	63.0%
Continuing contract teachers	N/AV	N/AV	N/AV	N/AV
Teachers returning from previous year	N/A	N/A	89.5%	88.7%
Teacher attendance rate	99.1%	N/R	95.2%	95.1%
Average teacher salary*	\$47,703	I/S	\$47,390	\$47,210
Classes not taught by highly qualified teachers	0.0%	N/A	0.0%	0.0%
Professional development days/teacher	8.1 days	N/R	11.3 days	10.5 days
School				
Principal's years at school	1.0	N/R	5.0	4.0
Student-teacher ratio in core subjects	19.8 to 1	N/R	19.9 to 1	20.0 to 1
Prime instructional time	94.4%	N/R	90.3%	90.5%
Opportunities in the arts	Good	N/R	Good	Good
SACS accreditation	Yes	N/R	Yes	Yes
Parents attending conferences	98.9%	N/R	100.0%	100.0%
Character development program	Average	N/R	Excellent	Excellent
Dollars spent per pupil**	N/A	N/A	\$6,841	\$7,247
Percent of expenditures for instruction**	N/A	N/A	68.0%	68.2%
Percent of expenditures for teacher salaries**	N/A	N/A	66.0%	65.7%
ESEA composite index score	94.1	N/A	92.0	91.9

* Length of contract = 185+ days.

** Prior year audited financial data available.

EVALUATION RESULTS

	Teachers	Students*	Parents*
Number of surveys returned	16	38	27
Percent satisfied with learning environment	93.8%	92.1%	84.0%
Percent satisfied with social and physical environment	100.0%	92.1%	84.6%
Percent satisfied with school-home relations	93.8%	86.5%	76.9%

*Only students at the highest elementary school grade level at this school and their parents were included.

REPORT OF PRINCIPAL AND SCHOOL IMPROVEMENT COUNCIL

For the 2011-2012 school year, Lockett Elementary School provided all students with the instructional resources to help them achieve at higher levels. Our faculty and staff were focused on each child's particular learning needs and our parents and community members continued to provide assistance in many areas of our school.

Lockett Elementary students became more involved in computer assisted instruction through the use of BrainPop and IXL. BrainPop provided students with access from home or school in the areas of reading, science, and social studies. IXL is also web-based and provided students in all grades with activities to challenge their critical thinking skills. This program is also aligned with the new Common Core State Standards, (CCSS) that will be more rigorous and help our students to be more career and college ready. Our Response to Intervention (RtI) efforts include the use of Academy of Reading, Voyager, and Leveled Literacy Intervention (LLI) for targeted students.

LES has won the Palmetto Silver Award, Red Carpet Award, and Orangeburg County Summer Reading Award for the past several years. Our students have been involved in the South Carolina Geography Bee and there were five winners of the prestigious Presidential Academic Achievement Award this year.

Parents and family members are encouraged to participate in our Fall Festival, PTO student performances, Grandparent's Day activities, Veteran's Day Parade, Award's Day programs, Field Day, and other special events. Community leaders helped us to initiate a student mentoring program for some of our young males that we hope to expand in the future.

The challenges to overcome in meeting our student achievement goals are decreased funding levels per student, large class sizes in upper grades, and limited instructional personnel. However, everyone involved will continue to provide the best instruction possible based on each student's individual needs. We welcome your suggestions and your support is always welcomed and appreciated.

Thomas M. Drew, Principal
 Jennifer Wimberly, School Improvement Council Chairperson

Comprehensive detail, including definitions of ratings, performance criteria, and explanations of status, is available on www.ed.sc.gov and www.eoc.sc.gov as well as school and school district websites.

Printed versions are available from school districts upon request.

Abbreviations Key

N/A Not Applicable N/AV Not Available N/C Not Collected N/R Not Reported I/S Insufficient Sample TBD To be determined

NI Newly Identified CSI Continuing School Improvement CA Corrective Action RP Plan to Restructure R Restructure DELAY School Improvement Status HOLD School Improvement Status