



SC Annual School Report Card Summary

Holly Hill Elementary School
 Orangeburg County Consolidated School District Thr
 Grades: PK-5 Enrollment: 502
 Principal: Eric L. Brown
 Superintendent: Cynthia Cash-Greene
 Board Chair: Mrs. Betty Shuler

PERFORMANCE

Comprehensive detail, including definitions of ratings, performance criteria, and explanations of status, is available on www.ed.sc.gov and www.eoc.sc.gov as well as school and school district websites. Printed versions are available from school districts upon request.

YEAR	ABSOLUTE RATING	GROWTH RATING	PALMETTO GOLD AND SILVER AWARD		ESEA/FEDERAL ACCOUNTABILITY RATING SYSTEM	
			General Performance	Closing the Gap	ESEA Grade	Accountability Indicator
2012	At-Risk	At-Risk	TBD	TBD	F	N/A
2011	At-Risk	At-Risk	N/A	N/A	Not Met	N/A
2010	At-Risk	Below Average	N/A	N/A	Not Met	N/A

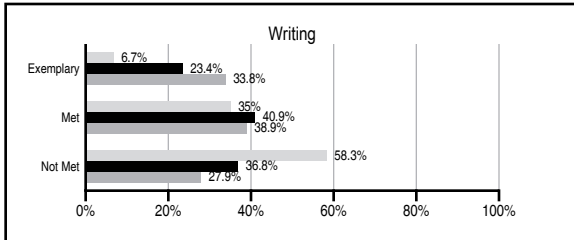
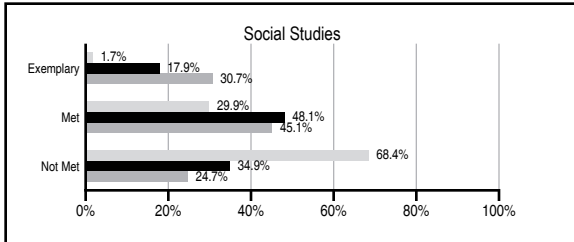
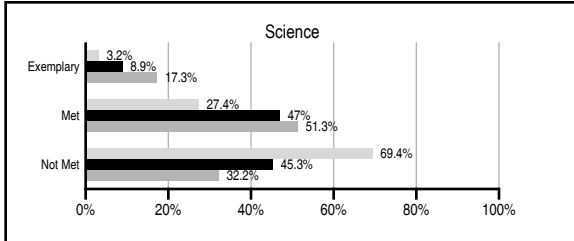
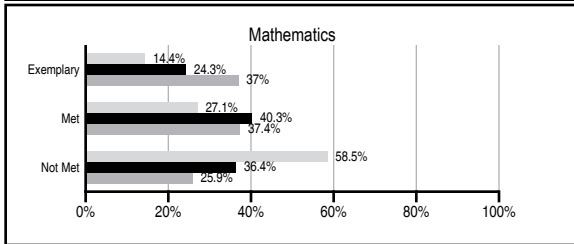
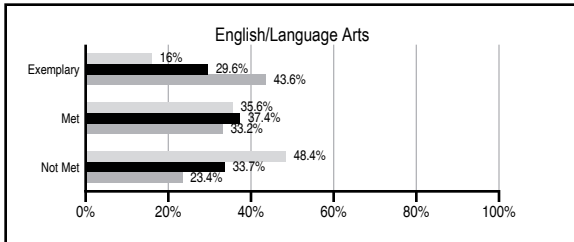
ABSOLUTE RATINGS OF ELEMENTARY SCHOOLS WITH STUDENTS LIKE OURS*

EXCELLENT	GOOD	AVERAGE	BELOW AVERAGE	AT-RISK
5	12	111	40	12

* Ratings are calculated with data available by 11/07/2012. Schools with Students Like Ours are Elementary Schools with Poverty Indices of no more than 5% above or below the index for this school.

PASS PERFORMANCE

Our School
 Elementary Schools with Students Like Ours
 Elementary schools statewide



NAEP PERFORMANCE*

* Performance reported for SC and nation, data not available at school level. Percentages at NAEP Achievement Levels.



SC PERFORMANCE VISION

By 2020 all students will graduate with the knowledge and skills necessary to compete successfully in the global economy, participate in a democratic society and contribute positively as members of families and communities.

Abbreviations Key

N/A Not Applicable N/AV Not Available N/C Not Collected N/R Not Reported I/S Insufficient Sample TBD To be determined

Holly Hill Elementary School
[Orangeburg County Consolidated School District Thr]

SCHOOL PROFILE

	Our School	Change from Last Year	Elementary Schools with Students Like Ours	Median Elementary School
Students (n=502)				
Retention rate	1.4%	Up from 0.4%	1.2%	1.0%
Attendance rate	95.6%	Up from 94.3%	96.3%	96.6%
Served by gifted and talented program	N/AV	N/AV	N/AV	N/AV
With disabilities other than speech	N/AV	N/AV	N/AV	N/AV
Older than usual for grade	N/AV	N/AV	N/AV	N/AV
Out-of-school suspensions or expulsions for violent and/or criminal offenses	0.2%	No Change	0.0%	0.0%
Teachers (n=32)				
Teachers with advanced degrees	50.0%	Down from 52.8%	61.0%	63.0%
Continuing contract teachers	N/AV	N/AV	N/AV	N/AV
Teachers returning from previous year	91.2%	Down from 93.7%	86.4%	88.7%
Teacher attendance rate	94.7%	Up from 89.6%	95.2%	95.1%
Average teacher salary*	\$45,127	Down 1.4%	\$45,417	\$47,210
Classes not taught by highly qualified teachers	3.0%	Up from 0.0%	0.0%	0.0%
Professional development days/teacher	12.6 days	Down from 14.5 days	10.7 days	10.5 days
School				
Principal's years at school	1.0	Down from 9.0	4.0	4.0
Student-teacher ratio in core subjects	20.8 to 1	Down from 21.0 to 1	18.6 to 1	20.0 to 1
Prime instructional time	88.6%	Up from 83.0%	90.5%	90.5%
Opportunities in the arts	Excellent	Up from Good	Good	Good
SACS accreditation	Yes	No Change	Yes	Yes
Parents attending conferences	100.0%	No Change	100.0%	100.0%
Character development program	Good	No Change	Excellent	Excellent
Dollars spent per pupil**	\$8,413	Up 4.1%	\$7,841	\$7,247
Percent of expenditures for instruction**	70.4%	Up from 67.9%	67.3%	68.2%
Percent of expenditures for teacher salaries**	64.4%	Down from 65.5%	63.6%	65.7%
ESEA composite index score	57.5	N/A	87.6	91.9

* Length of contract = 185+ days.

** Prior year audited financial data available.

REPORT OF PRINCIPAL AND SCHOOL IMPROVEMENT COUNCIL

The principal has completed one year as instructional leader of Holly Hill Elementary. The Arts and Technology theme is felt throughout the building as students and staff engage in professional learning communities and student focused learning activities. The school has established and implemented exciting Arts and Technology initiative as well as incorporated components of Response to Intervention and Differentiated Instructional Group programs to enhance the academic progress of each child. In addition, most teachers have attended conferences and workshops to support their integration of technology into the instructional program to enhance teaching and learning. The continued work of the staff has reaped small gains as indicated by the Measures of Academic Progress and Dominie Scores. Furthermore, our school was featured in many publications and was highlighted in many articles and editorials which include The Holly Hill Observer, The Times and Democrat, and other local news media. Several students were selected to participate in the District and Regional Science Fairs. He staff has worked collectively to create an environment to support the progress of student learning as we move into the 2012-2013 school year. We have committed to the future of the students and the fulfillment of our mission of providing a quality education to all of our students who enter our school. Go Bulldogs!!!!

Eric L. Brown, Principal
 Tylisha Mack, SIC Chair

EVALUATION RESULTS

	Teachers	Students*	Parents*
Number of surveys returned	27	0	1
Percent satisfied with learning environment	100.0%	FORMS	I/S
Percent satisfied with social and physical environment	96.3%	LOST IN	I/S
Percent satisfied with school-home relations	70.4%	SHIPMENT	I/S

*Only students at the highest elementary school grade level at this school and their parents were included.

Comprehensive detail, including definitions of ratings, performance criteria, and explanations of status, is available on www.ed.sc.gov and www.eoc.sc.gov as well as school and school district websites.

Printed versions are available from school districts upon request.

Abbreviations Key

N/A Not Applicable N/AV Not Available N/C Not Collected N/R Not Reported I/S Insufficient Sample TBD To be determined

NI Newly Identified CSI Continuing School Improvement CA Corrective Action RP Plan to Restructure R Restructure DELAY School Improvement Status HOLD School Improvement Status