

SC Annual School Report Card Summary

Britton's Neck Elementary School
 Marion 7
 Grades: PK-5 Enrollment: 323
 Principal: Monica Kimbrough
 Superintendent: Dr. Dan Strickland
 Board Chair: McKeiver Williamson

PERFORMANCE

Comprehensive detail, including definitions of ratings, performance criteria, and explanations of status, is available on www.ed.sc.gov and www.eoc.sc.gov as well as school and school district websites. Printed versions are available from school districts upon request.

YEAR	ABSOLUTE RATING	GROWTH RATING	PALMETTO GOLD AND SILVER AWARD		ESEA/FEDERAL ACCOUNTABILITY RATING SYSTEM	
			General Performance	Closing the Gap	ESEA Grade	Accountability Indicator
2012	Average	Average	TBD	TBD	B	N/A
2011	Average	Good	Silver	Silver	Met	N/A
2010	Average	Excellent	Gold	Silver	Met	N/A

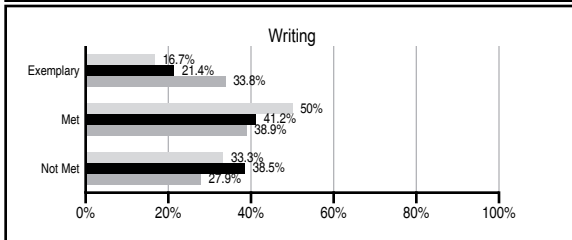
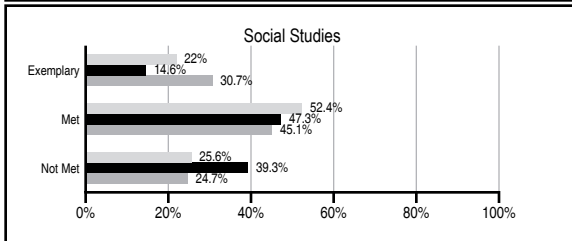
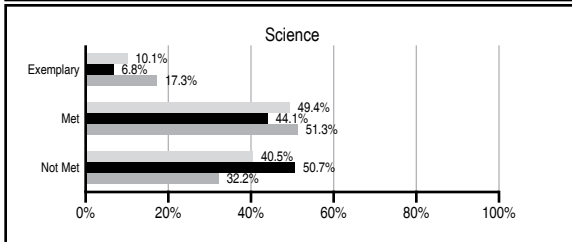
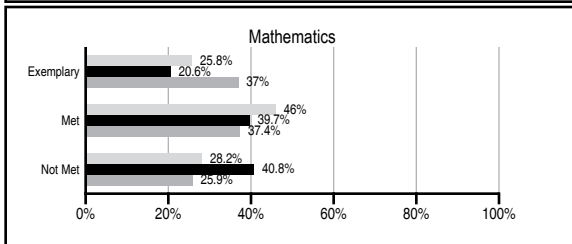
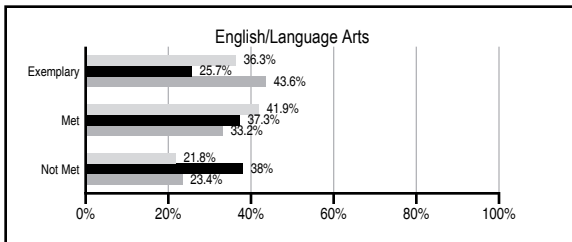
ABSOLUTE RATINGS OF ELEMENTARY SCHOOLS WITH STUDENTS LIKE OURS*

EXCELLENT	GOOD	AVERAGE	BELOW AVERAGE	AT-RISK
1	5	61	41	16

* Ratings are calculated with data available by 11/07/2012. Schools with Students Like Ours are Elementary Schools with Poverty Indices of no more than 5% above or below the index for this school.

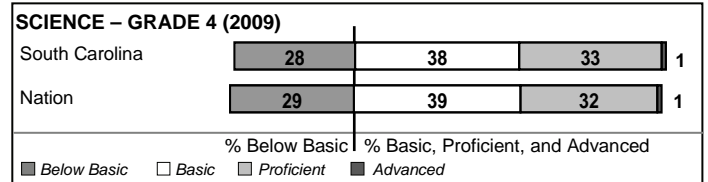

PASS PERFORMANCE

Our School
 Elementary Schools with Students Like Ours
 Elementary schools statewide



NAEP PERFORMANCE*

* Performance reported for SC and nation, data not available at school level. Percentages at NAEP Achievement Levels.



SC PERFORMANCE VISION

By 2020 all students will graduate with the knowledge and skills necessary to compete successfully in the global economy, participate in a democratic society and contribute positively as members of families and communities.

Abbreviations Key

N/A Not Applicable N/AV Not Available N/C Not Collected N/R Not Reported I/S Insufficient Sample TBD To be determined

Britton's Neck Elementary School [Marion 7]

SCHOOL PROFILE

	Our School	Change from Last Year	Elementary Schools with Students Like Ours	Median Elementary School
Students (n=323)				
Retention rate	7.9%	Up from 6.2%	1.2%	1.0%
Attendance rate	95.7%	Up from 95.4%	96.4%	96.6%
Served by gifted and talented program	N/AV	N/AV	N/AV	N/AV
With disabilities other than speech	N/AV	N/AV	N/AV	N/AV
Older than usual for grade	N/AV	N/AV	N/AV	N/AV
Out-of-school suspensions or expulsions for violent and/or criminal offenses	0.0%	No Change	0.0%	0.0%
Teachers (n=24)				
Teachers with advanced degrees	87.5%	Up from 83.3%	62.5%	63.0%
Continuing contract teachers	N/AV	N/AV	N/AV	N/AV
Teachers returning from previous year	88.4%	Up from 85.0%	84.8%	88.7%
Teacher attendance rate	96.4%	Up from 95.9%	95.3%	95.1%
Average teacher salary*	\$43,370	Down 1.1%	\$44,612	\$47,210
Classes not taught by highly qualified teachers	1.4%	Down from 5.6%	0.0%	0.0%
Professional development days/teacher	24.1 days	Up from 22.4 days	9.4 days	10.5 days
School				
Principal's years at school	3.0	Up from 2.0	4.0	4.0
Student-teacher ratio in core subjects	19.6 to 1	Up from 18.5 to 1	17.9 to 1	20.0 to 1
Prime instructional time	89.3%	Up from 89.2%	90.5%	90.5%
Opportunities in the arts	Good	No Change	Good	Good
SACS accreditation	Yes	No Change	Yes	Yes
Parents attending conferences	100.0%	No Change	100.0%	100.0%
Character development program	Good	Down from Excellent	Excellent	Excellent
Dollars spent per pupil**	\$9,753	Down 10.1%	\$8,405	\$7,247
Percent of expenditures for instruction**	60.4%	Up from 58.9%	66.1%	68.2%
Percent of expenditures for teacher salaries**	55.6%	Up from 51.6%	62.8%	65.7%
ESEA composite index score	89.6	N/A	78.7	91.9

* Length of contract = 185+ days.

** Prior year audited financial data available.

EVALUATION RESULTS

	Teachers	Students*	Parents*
Number of surveys returned	22	47	28
Percent satisfied with learning environment	95.2%	78.7%	88.9%
Percent satisfied with social and physical environment	100.0%	78.3%	89.3%
Percent satisfied with school-home relations	71.4%	87.0%	82.1%

*Only students at the highest elementary school grade level at this school and their parents were included.

REPORT OF PRINCIPAL AND SCHOOL IMPROVEMENT COUNCIL

We have enjoyed another productive year at Britton's Neck Elementary School. Our students, teachers, and parents have worked together and progressed towards meeting the performance goals included in our school strategic plan. While we realize there is room for improvement, we are proud of the gains we have made this year. We have made AYP for the third year in a row. We also earned Palmetto Gold and Silver Awards for Closing the Achievement Gap and for Overall Performance for the second year. Teachers have used standards based instruction, met during common planning sessions, attended study groups, and analyzed student assessment data to personalize instruction for each child. Continuous progress monitoring allows us to know where all of our children are academically at any given point in the year. This information is then used to provide additional support or acceleration.

Teachers recognized reading more complex texts and developing mathematical concepts as areas that required additional support. To assist teachers in teaching reading, they attended study group to learn about best practices and worked side by side with the literacy coach to put this new learning into action. To provide support in math, teachers worked with a math specialist and in vertical teams to analyze misconceptions and develop common vocabulary that would help our children better understand and apply mathematical thinking.

To encourage reading, the Summer Reading Program was again implemented and students were rewarded with a treat when school started in the fall. Third grade students were involved in a Battle of the Books where they competed against peers to answer questions about common books they had read. Students in the upper grades became Pen Pals with teachers and other staff members and met regularly to read, write, and discuss books they were reading.

Parents are valued assets who partner with teachers and staff to increase student learning. This year, we have focused on strengthening family involvement by participating in the National Network of Partnership Schools with Johns Hopkins University and Francis Marion University Center of Excellence. We have enjoyed tremendous success with programs such as Grits for Grandparents, Family PE Night, Manners Day, awards days and holiday celebrations. We also continue to support parents through our Home Visitors and the meetings they share with the parents of our youngest children.

Through partnerships with teachers, parents, and community members we are continuously analyzing data, identifying areas of concern and creating and employing new strategies to help children access their learning potential. At Britton's Neck Elementary we are a community of learners working together for our children.

Dr. Angela Huggins, Principal
Ms. Raquel Graves, SIC Chair

Comprehensive detail, including definitions of ratings, performance criteria, and explanations of status, is available on www.ed.sc.gov and www.eoc.sc.gov as well as school and school district websites.

Printed versions are available from school districts upon request.

Abbreviations Key

N/A Not Applicable N/AV Not Available N/C Not Collected N/R Not Reported I/S Insufficient Sample TBD To be determined

NI Newly Identified CSI Continuing School Improvement CA Corrective Action RP Plan to Restructure R Restructure DELAY School Improvement Status HOLD School Improvement Status