



# SC Annual School Report Card Summary

McCormick Elementary School  
 Marion 2  
 Grades: 3-5 Enrollment: 358  
 Principal: Martina Y. Rush  
 Superintendent: Dr. Dan Strickland  
 Board Chair: Mrs. Mollie Bethea-Floyd

## PERFORMANCE

Comprehensive detail, including definitions of ratings, performance criteria, and explanations of status, is available on [www.ed.sc.gov](http://www.ed.sc.gov) and [www.eoc.sc.gov](http://www.eoc.sc.gov) as well as school and school district websites. Printed versions are available from school districts upon request.

YEAR	ABSOLUTE RATING	GROWTH RATING	PALMETTO GOLD AND SILVER AWARD		ESEA/FEDERAL ACCOUNTABILITY RATING SYSTEM	
			General Performance	Closing the Gap	ESEA Grade	Accountability Indicator
2012	Average	Average	TBD	TBD	C	N/A
2011	Below Average	Average	Silver	N/A	Not Met	CA
2010	Below Average	Average	N/A	N/A	Not Met	CSI

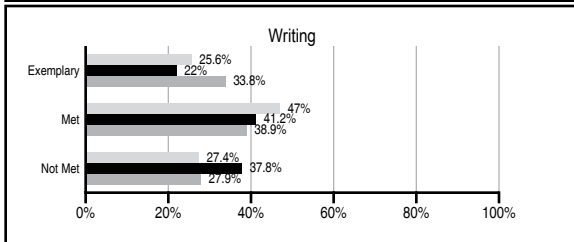
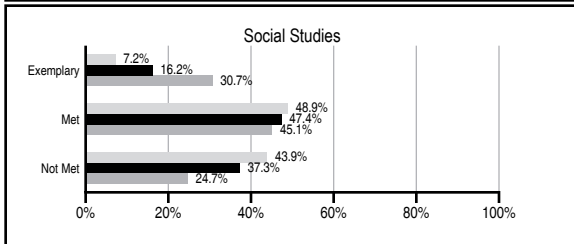
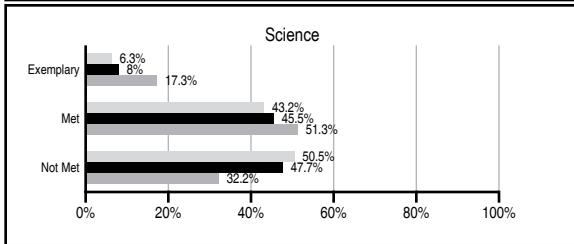
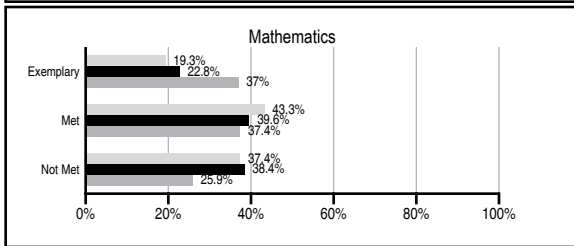
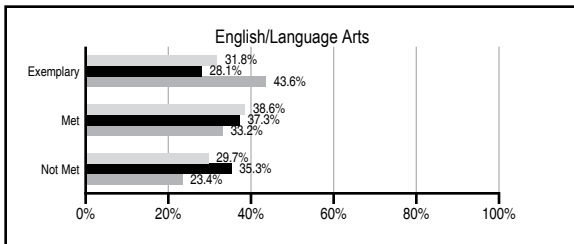
## ABSOLUTE RATINGS OF ELEMENTARY SCHOOLS WITH STUDENTS LIKE OURS\*

EXCELLENT	GOOD	AVERAGE	BELOW AVERAGE	AT-RISK
3	13	105	51	20

\* Ratings are calculated with data available by 11/07/2012. Schools with Students Like Ours are Elementary Schools with Poverty Indices of no more than 5% above or below the index for this school.

## PASS PERFORMANCE

Our School  
 Elementary Schools with Students Like Ours  
 Elementary schools statewide



## NAEP PERFORMANCE\*

\* Performance reported for SC and nation, data not available at school level. Percentages at NAEP Achievement Levels.



## SC PERFORMANCE VISION

*By 2020 all students will graduate with the knowledge and skills necessary to compete successfully in the global economy, participate in a democratic society and contribute positively as members of families and communities.*

### Abbreviations Key

N/A Not Applicable N/AV Not Available N/C Not Collected N/R Not Reported I/S Insufficient Sample TBD To be determined

# McCormick Elementary School [Marion 2]

## SCHOOL PROFILE

	Our School	Change from Last Year	Elementary Schools with Students Like Ours	Median Elementary School
<b>Students (n=358)</b>				
Retention rate	0.0%	No Change	1.3%	1.0%
Attendance rate	96.1%	Up from 95.4%	96.3%	96.6%
Served by gifted and talented program	N/AV	N/AV	N/AV	N/AV
With disabilities other than speech	N/AV	N/AV	N/AV	N/AV
Older than usual for grade	N/AV	N/AV	N/AV	N/AV
Out-of-school suspensions or expulsions for violent and/or criminal offenses	0.0%	Down from 0.5%	0.0%	0.0%
<b>Teachers (n=24)</b>				
Teachers with advanced degrees	62.5%	Up from 50.0%	62.5%	63.0%
Continuing contract teachers	N/AV	N/AV	N/AV	N/AV
Teachers returning from previous year	88.6%	Up from 83.5%	85.7%	88.7%
Teacher attendance rate	95.9%	Up from 93.6%	95.1%	95.1%
Average teacher salary*	\$44,374	Down 0.1%	\$45,212	\$47,210
Classes not taught by highly qualified teachers	0.0%	Down from 1.8%	0.0%	0.0%
Professional development days/teacher	10.4 days	Up from 9.6 days	10.2 days	10.5 days
<b>School</b>				
Principal's years at school	2.0	Up from 1.0	4.0	4.0
Student-teacher ratio in core subjects	18.8 to 1	Down from 21.8 to 1	18.3 to 1	20.0 to 1
Prime instructional time	90.6%	Up from 88.2%	90.5%	90.5%
Opportunities in the arts	Good	No Change	Good	Good
SACS accreditation	Yes	No Change	Yes	Yes
Parents attending conferences	97.4%	Down from 100.0%	100.0%	100.0%
Character development program	Good	No Change	Excellent	Excellent
Dollars spent per pupil**	\$6,638	Up 0.2%	\$8,198	\$7,247
Percent of expenditures for instruction**	67.7%	Up from 67.6%	66.4%	68.2%
Percent of expenditures for teacher salaries**	62.9%	Up from 61.2%	63.3%	65.7%
ESEA composite index score	73.6	N/A	85.3	91.9

\* Length of contract = 185+ days.

\*\* Prior year audited financial data available.

## EVALUATION RESULTS

	Teachers	Students*	Parents*
Number of surveys returned	25	33	64
Percent satisfied with learning environment	88.0%	97.0%	86.0%
Percent satisfied with social and physical environment	88.0%	93.9%	82.8%
Percent satisfied with school-home relations	79.2%	100.0%	88.3%

\*Only students at the highest elementary school grade level at this school and their parents were included.

## REPORT OF PRINCIPAL AND SCHOOL IMPROVEMENT COUNCIL

A community school with strong parental, business, community and faith-based partnerships, a little less than four hundred students call McCormick Elementary School home. We continue to meet the academic, social, emotional and physical needs of our students on a daily basis. Our school was named a Palmetto Silver Award School for the 2011-2012 school year by the State Department of Education for general performance on the PASS Assessment! This honor was achieved because McCormick Elementary School partners with all stakeholders in order to best support the needs of our students.

Effective teacher collaboration was key in meeting the academic needs of students through standards-based teaching, assessment, analysis of data and instructional changes. Intensive professional development was provided as we implemented the research-based strategies in Explicit Direct instruction as the developmental curriculum approach. This approach allowed students to meet or exceed their target score in reading and math on the MAP assessment from the fall to the spring testing administration. This approach, coupled with differentiated instruction through a Balanced Literacy approach, significantly impacted student achievement in a beneficial way.

McCormick Elementary School implemented a comprehensive system of providing additional academic assistance to students. All students were required to read books on their independent reading level and score at least an 80% or better on all tests taken. Almost 80% of our students achieved the reading goal. Each day in math, students used the SuccessMaker program, which differentiated the content for each student, in order to provide a more targeted and prescriptive approach to ensure mastery of math standards. Two interventionists were also hired to provide additional assistance to students in reading and math using SRA Corrective Reading and Everyday Math. Teachers also provided additional assistance in the regular classroom through small-group instruction and providing students with multiple opportunities for success. Our early morning reading and math intervention program, an increased emphasis on nonfiction writing and our early morning and after school computer assisted instructional program provided for a productive academic year.

The success of McCormick Elementary School is not only the result of a committed faculty and staff, but also an active PTO, the SIC, involved parents, faithful volunteers, and generous business, faith-based and community partners. The PTO supported a field trip to Orlando, Florida for students who met their academic and behavioral goals for the year. Volunteers from the community met twice a week with a group of students to support our character education program as part of our boys club; as a result, discipline and attendance improved. Local churches, businesses and community organizations supported our school with supplies, frequent visits and participation in monthly activities. Parents were active partners in our school efforts by participating in our SIC by serving as chaperones for field trips, assisting with in-class activities and visiting our school frequently. McCormick Elementary School will continue to set high expectations for students while establishing new and maintaining existing partnerships to best support the needs of our students.

Martina Y. Rush, Principal  
Watson, SIC Chairperson

Celena

Comprehensive detail, including definitions of ratings, performance criteria, and explanations of status, is available on [www.ed.sc.gov](http://www.ed.sc.gov) and [www.eoc.sc.gov](http://www.eoc.sc.gov) as well as school and school district websites.

Printed versions are available from school districts upon request.

### Abbreviations Key

N/A Not Applicable N/AV Not Available N/C Not Collected N/R Not Reported I/S Insufficient Sample TBD To be determined

NI Newly Identified CSI Continuing School Improvement CA Corrective Action RP Plan to Restructure R Restructure DELAY School Improvement Status HOLD School Improvement Status