



SC Annual School Report Card Summary

Marion Intermediate School
 Marion 1 School District
 Grades: 3-5 Enrollment: 660
 Principal: Chris Price
 Superintendent: Dr. Dan Strickland
 Board Chair: James Smith

PERFORMANCE

Comprehensive detail, including definitions of ratings, performance criteria, and explanations of status, is available on www.ed.sc.gov and www.eoc.sc.gov as well as school and school district websites. Printed versions are available from school districts upon request.

YEAR	ABSOLUTE RATING	GROWTH RATING	PALMETTO GOLD AND SILVER AWARD		ESEA/FEDERAL ACCOUNTABILITY RATING SYSTEM	
			General Performance	Closing the Gap	ESEA Grade	Accountability Indicator
2012	Below Average	Average	TBD	TBD	F	N/A
2011	Below Average	Average	Silver	N/A	Not Met	N/A
2010	Below Average	Average	N/A	N/A	Met	RP-DELAY

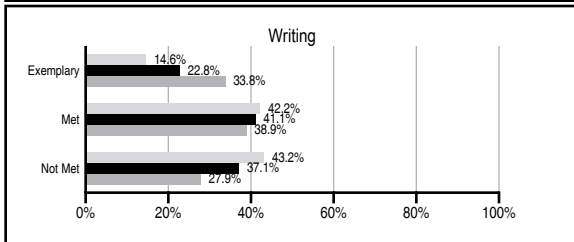
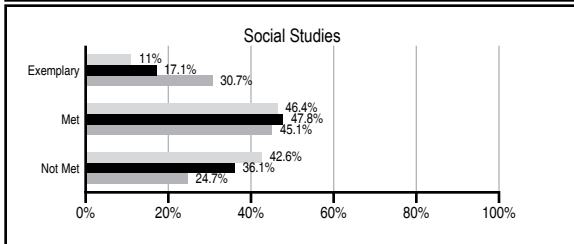
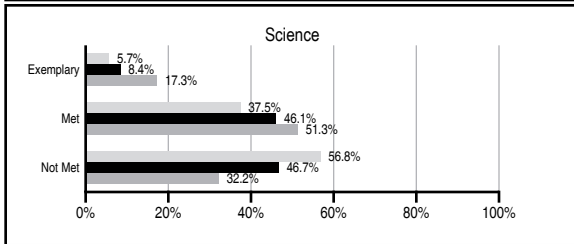
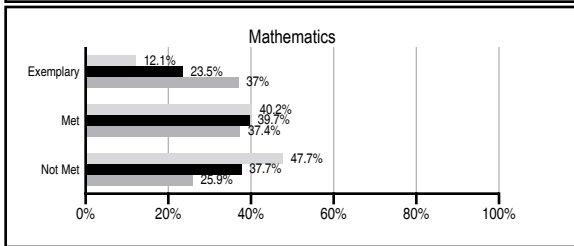
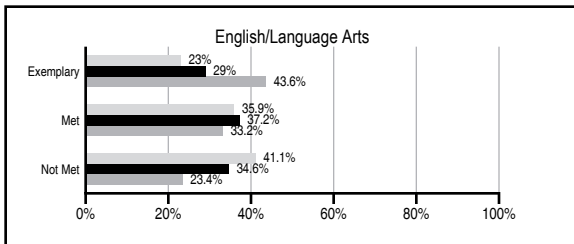
ABSOLUTE RATINGS OF ELEMENTARY SCHOOLS WITH STUDENTS LIKE OURS*

EXCELLENT	GOOD	AVERAGE	BELOW AVERAGE	AT-RISK
4	12	115	46	18

* Ratings are calculated with data available by 11/07/2012. Schools with Students Like Ours are Elementary Schools with Poverty Indices of no more than 5% above or below the index for this school.

PASS PERFORMANCE

Our School
 Elementary Schools with Students Like Ours
 Elementary schools statewide



NAEP PERFORMANCE*

* Performance reported for SC and nation, data not available at school level. Percentages at NAEP Achievement Levels.



SC PERFORMANCE VISION

By 2020 all students will graduate with the knowledge and skills necessary to compete successfully in the global economy, participate in a democratic society and contribute positively as members of families and communities.

Abbreviations Key

N/A Not Applicable N/AV Not Available N/C Not Collected N/R Not Reported I/S Insufficient Sample TBD To be determined

Marion Intermediate School [Marion 1 School District]

SCHOOL PROFILE

	Our School	Change from Last Year	Elementary Schools with Students Like Ours	Median Elementary School
Students (n=660)				
Retention rate	1.7%	Up from 1.5%	1.3%	1.0%
Attendance rate	97.0%	Up from 96.8%	96.3%	96.6%
Served by gifted and talented program	N/AV	N/AV	N/AV	N/AV
With disabilities other than speech	N/AV	N/AV	N/AV	N/AV
Older than usual for grade	N/AV	N/AV	N/AV	N/AV
Out-of-school suspensions or expulsions for violent and/or criminal offenses	0.0%	Down from 0.3%	0.0%	0.0%
Teachers (n=38)				
Teachers with advanced degrees	63.2%	Up from 62.2%	61.1%	63.0%
Continuing contract teachers	N/AV	N/AV	N/AV	N/AV
Teachers returning from previous year	87.8%	Up from 86.3%	85.5%	88.7%
Teacher attendance rate	94.0%	Down from 95.1%	95.1%	95.1%
Average teacher salary*	\$41,432	Up 1.4%	\$45,194	\$47,210
Classes not taught by highly qualified teachers	0.0%	No Change	0.0%	0.0%
Professional development days/teacher	6.4 days	Up from 5.3 days	10.4 days	10.5 days
School				
Principal's years at school	4.0	Up from 3.0	4.0	4.0
Student-teacher ratio in core subjects	23.2 to 1	Up from 21.3 to 1	18.5 to 1	20.0 to 1
Prime instructional time	90.7%	Down from 91.5%	90.5%	90.5%
Opportunities in the arts	Poor	Down from Good	Good	Good
SACS accreditation	Yes	No Change	Yes	Yes
Parents attending conferences	94.4%	Down from 99.9%	100.0%	100.0%
Character development program	Good	Down from Excellent	Excellent	Excellent
Dollars spent per pupil**	\$7,718	Down 7.8%	\$7,881	\$7,247
Percent of expenditures for instruction**	60.5%	Down from 63.1%	67.0%	68.2%
Percent of expenditures for teacher salaries**	55.4%	Down from 56.0%	63.5%	65.7%
ESEA composite index score	49.2	N/A	86.6	91.9

* Length of contract = 185+ days.

** Prior year audited financial data available.

REPORT OF PRINCIPAL AND SCHOOL IMPROVEMENT COUNCIL

The students and staff at Marion Intermediate School are proud of our school and accomplishments during the 2011-2012 School Year. MIS was awarded the National Bronze Award for the Alliance for a Healthier Generation in recognition for constantly implementing initiatives to promote healthy lifestyles for our students and faculty.

The students at Marion Intermediate School are also deeply involved in service learning and contributed over \$6000 to charities, including the American Cancer Society, Relay for Life, St. Junes, sponsoring families at Christmas, and collecting canned goods for the homeless. Other events sponsored by Marion Intermediate school included the Arbor Day poster contest, the Patriotism Essay contest, the Veteran's Day Recognition Ceremony, Box Tops for education, Terracycle Program, Francis Marion Day, the Beneteau Buddies mentoring program, Technology night, Rock and Read, and the Good News Club.

Our curriculum focus for the school year was in the areas of literacy and math. Approximately 150 students experiencing difficulty in reading and math were placed in small groups which utilized SRA Corrective Reading and SRA Corrective Math strategies. Classroom teachers also utilized Compass Learning during RTI time to improve student skills in math, reading, and science. Marion Intermediate School will continue to strive for excellence and address the challenges faced daily. With an eye towards success, the stakeholders of MIS pledge to provide a safe and nurturing environment, a cutting edge curriculum, quality instruction, encouragement, and support for the children in Marion School District One.

Tim Felder, Principal
Chip Scruggs, School Improvement Council Chair

EVALUATION RESULTS

	Teachers	Students*	Parents*
Number of surveys returned	32	160	54
Percent satisfied with learning environment	56.3%	89.8%	91.5%
Percent satisfied with social and physical environment	68.8%	82.3%	92.3%
Percent satisfied with school-home relations	43.8%	90.6%	93.8%

*Only students at the highest elementary school grade level at this school and their parents were included.

Comprehensive detail, including definitions of ratings, performance criteria, and explanations of status, is available on www.ed.sc.gov and www.eoc.sc.gov as well as school and school district websites.

Printed versions are available from school districts upon request.

Abbreviations Key

N/A Not Applicable N/AV Not Available N/C Not Collected N/R Not Reported I/S Insufficient Sample TBD To be determined
NI Newly Identified CSI Continuing School Improvement CA Corrective Action RP Plan to Restructure R Restructure DELAY School Improvement Status HOLD School Improvement Status