



SC Annual School Report Card Summary

Oak Pointe Elementary
 School District Five of Lexington and Richland Cou
 Grades: PK-5 Enrollment: 669
 Principal: Cassandra Paschal
 Superintendent: Stephen W. Hefner, Ed.D.
 Board Chair: Robert Gantt

PERFORMANCE

Comprehensive detail, including definitions of ratings, performance criteria, and explanations of status, is available on www.ed.sc.gov and www.eoc.sc.gov as well as school and school district websites. Printed versions are available from school districts upon request.

YEAR	ABSOLUTE RATING	GROWTH RATING	PALMETTO GOLD AND SILVER AWARD		ESEA/FEDERAL ACCOUNTABILITY RATING SYSTEM	
			General Performance	Closing the Gap	ESEA Grade	Accountability Indicator
2012	Excellent	Excellent	TBD	TBD	A	N/A
2011	Excellent	Excellent	Gold	N/A	Met	N/A
2010	Excellent	Excellent	Gold	Silver	Met	N/A

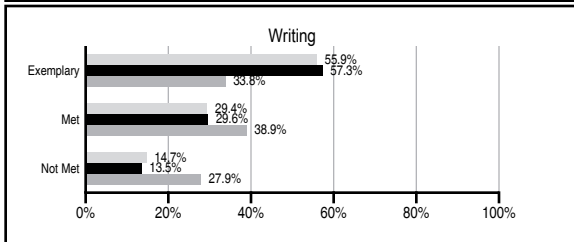
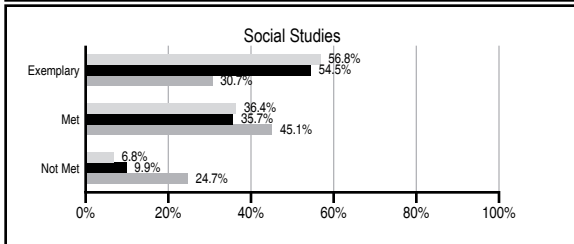
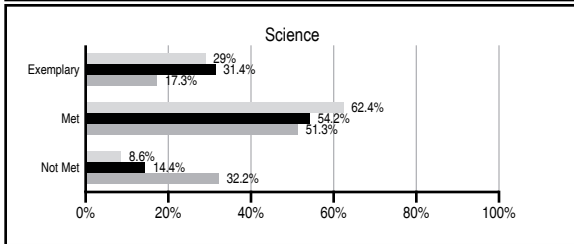
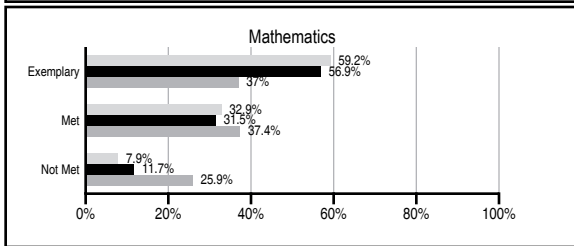
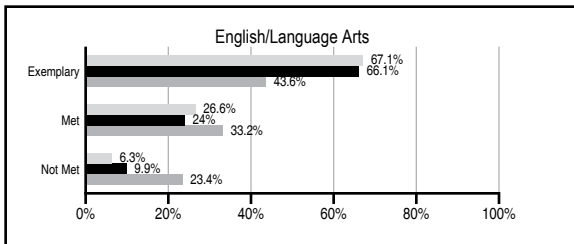
ABSOLUTE RATINGS OF ELEMENTARY SCHOOLS WITH STUDENTS LIKE OURS*

EXCELLENT	GOOD	AVERAGE	BELOW AVERAGE	AT-RISK
26	0	0	0	0

* Ratings are calculated with data available by 11/07/2012. Schools with Students Like Ours are Elementary Schools with Poverty Indices of no more than 5% above or below the index for this school.

PASS PERFORMANCE

Our School
 Elementary Schools with Students Like Ours
 Elementary schools statewide



NAEP PERFORMANCE*

* Performance reported for SC and nation, data not available at school level. Percentages at NAEP Achievement Levels.



SC PERFORMANCE VISION

By 2020 all students will graduate with the knowledge and skills necessary to compete successfully in the global economy, participate in a democratic society and contribute positively as members of families and communities.

Abbreviations Key

N/A Not Applicable N/AV Not Available N/C Not Collected N/R Not Reported I/S Insufficient Sample TBD To be determined

Oak Pointe Elementary
[School District Five of Lexington and Richland Cou]

SCHOOL PROFILE

	Our School	Change from Last Year	Elementary Schools with Students Like Ours	Median Elementary School
Students (n=669)				
Retention rate	0.2%	Down from 0.3%	0.7%	1.0%
Attendance rate	97.5%	Up from 97.0%	97.2%	96.6%
Served by gifted and talented program	N/AV	N/AV	N/AV	N/AV
With disabilities other than speech	N/AV	N/AV	N/AV	N/AV
Older than usual for grade	N/AV	N/AV	N/AV	N/AV
Out-of-school suspensions or expulsions for violent and/or criminal offenses	0.0%	No Change	0.0%	0.0%
Teachers (n=53)				
Teachers with advanced degrees	62.3%	No Change	66.4%	63.0%
Continuing contract teachers	N/AV	N/AV	N/AV	N/AV
Teachers returning from previous year	73.5%	Up from 71.0%	90.9%	88.7%
Teacher attendance rate	94.5%	Down from 96.0%	95.0%	95.1%
Average teacher salary*	\$49,155	Up 3.2%	\$48,072	\$47,210
Classes not taught by highly qualified teachers	9.0%	Up from 0.8%	0.0%	0.0%
Professional development days/teacher	12.4 days	Up from 12.2 days	11.1 days	10.5 days
School				
Principal's years at school	1.0	Down from 5.5	4.5	4.0
Student-teacher ratio in core subjects	18.5 to 1	Down from 18.6 to 1	21.3 to 1	20.0 to 1
Prime instructional time	91.1%	Down from 92.5%	91.4%	90.5%
Opportunities in the arts	Good	No Change	Good	Good
SACS accreditation	Yes	No Change	Yes	Yes
Parents attending conferences	100.0%	No Change	100.0%	100.0%
Character development program	Excellent	No Change	Excellent	Excellent
Dollars spent per pupil**	\$8,311	Down 0.6%	\$6,399	\$7,247
Percent of expenditures for instruction**	70.1%	Down from 71.7%	69.3%	68.2%
Percent of expenditures for teacher salaries**	69.4%	Down from 70.9%	68.7%	65.7%
ESEA composite index score	98.0	N/A	98.1	91.9

* Length of contract = 185+ days.

** Prior year audited financial data available.

EVALUATION RESULTS

	Teachers	Students*	Parents*
Number of surveys returned	53	101	79
Percent satisfied with learning environment	100.0%	83.2%	96.1%
Percent satisfied with social and physical environment	100.0%	88.1%	98.7%
Percent satisfied with school-home relations	100.0%	92.1%	94.9%

*Only students at the highest elementary school grade level at this school and their parents were included.

REPORT OF PRINCIPAL AND SCHOOL IMPROVEMENT COUNCIL

Oak Pointe Elementary School (OPES) is a thriving school community committed to promoting excellence while ensuring academic, personal, physical, and social development for each child. The focus of our school is the improvement of reading, mathematics, writing, science, and social studies as well as quality experiences in the arts. OPES maintains high expectations for academic achievement and character education standards with an emphasis on celebrating diversity through community-building, inclusion, and mainstreaming. The population of our school continues to grow as our community is a highly desirable location for residency and educational excellence.

The 2011-2012 school year was another successful one for Oak Pointe. OPES received the Palmetto Gold Award for exemplary test scores and an Excellent overall rating from the State Department of Education. Our students demonstrated their commitment to literacy by participating in the Reading with the Gamecocks and the Columbia Blowfish Reading programs. Two of our teachers won Bright Idea grants through Mid-Carolina Electric Cooperative. OPES financially supported the American Cancer Society Relay for Life and United Way by holding numerous fundraising and awareness events throughout the school year. The service projects that were adopted by OPES were successful in developing our students' sense of community and the importance of helping others.

Our school continues to successfully implement Positive Behavior Interventions and Supports (PBIS) school-wide and successfully completed our SET visit. The South Carolina Department of Education recognized Oak Pointe for receiving Ribbon status for our PBIS program this year. The school's expectations encouraged all students to be a P.A.L. by showing their personal best, acceptance, and living responsibly. This school-wide initiative taught our students positive behaviors as well as developed their social skills. Celebrations of positive behaviors occurred throughout the school year with dances, P.A.L. Picnic, and Rockin' Lunch. Our PTO collaborated with our school district to support improvements to our school grounds by providing permanent sun shades on the playground. The PTO provided funds for murals to be painted in the commons area, cafeteria, The Stable (our student dining area), and theater in order to create a positive and inviting learning environment. Arts Day was highly successful again this year and was underwritten by the PTO. Artists were brought into the school to enhance the visual arts, music, drama, dance, and literacy. The Barnes and Noble Night sponsored by the PTO encouraged our reading program and provided funds for library books. An Eagle Scout built a walkway on our Kindergarten playground and enhanced our sensory garden for our students with autism.

We appreciate the support of the Board of Trustees, the District Five administration and our community. They are to be commended for their contributions to support our students and the instructional program at Oak Pointe.

Cassandra Paschal, Principal
 Kevin Grindstaff, SIC Chair

Kevin

Comprehensive detail, including definitions of ratings, performance criteria, and explanations of status, is available on www.ed.sc.gov and www.eoc.sc.gov as well as school and school district websites.

Printed versions are available from school districts upon request.

Abbreviations Key

N/A Not Applicable N/AV Not Available N/C Not Collected N/R Not Reported I/S Insufficient Sample TBD To be determined

NI Newly Identified CSI Continuing School Improvement CA Corrective Action RP Plan to Restructure R Restructure DELAY School Improvement Status HOLD School Improvement Status