



# SC Annual School Report Card Summary

H. E. Corley Elementary  
 School District Five of Lexington and Richland Cou  
 Grades: PK-5 Enrollment: 556  
 Principal: Judith A. Franchini, Ed. D.  
 Superintendent: Stephen W. Hefner, Ed.D.  
 Board Chair: Robert Gantt

## PERFORMANCE

Comprehensive detail, including definitions of ratings, performance criteria, and explanations of status, is available on [www.ed.sc.gov](http://www.ed.sc.gov) and [www.eoc.sc.gov](http://www.eoc.sc.gov) as well as school and school district websites. Printed versions are available from school districts upon request.

YEAR	ABSOLUTE RATING	GROWTH RATING	PALMETTO GOLD AND SILVER AWARD		ESEA/FEDERAL ACCOUNTABILITY RATING SYSTEM	
			General Performance	Closing the Gap	ESEA Grade	Accountability Indicator
2012	Good	Average	TBD	TBD	B	Focus
2011	Good	Average	Silver	N/A	Met	N/A
2010	Good	Good	Silver	N/A	Met	N/A

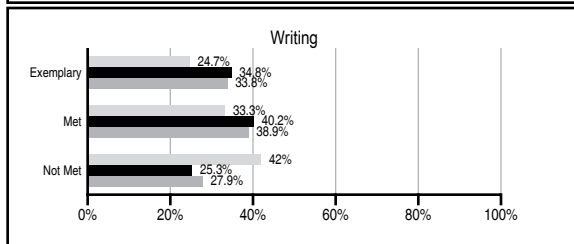
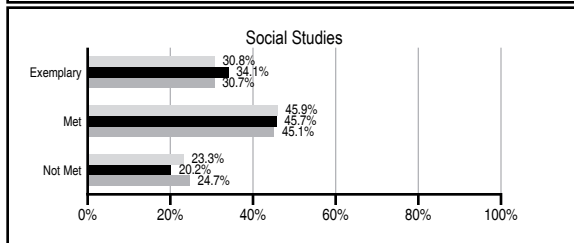
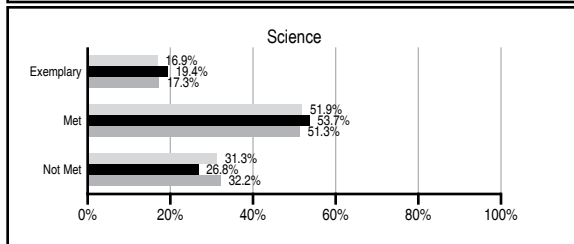
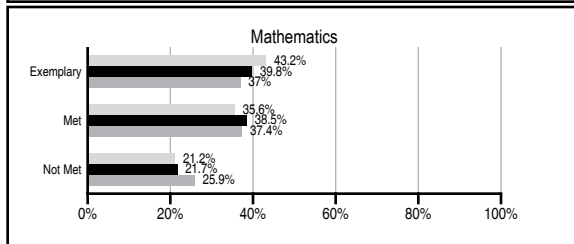
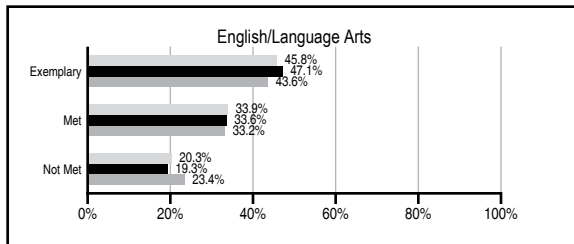
## ABSOLUTE RATINGS OF ELEMENTARY SCHOOLS WITH STUDENTS LIKE OURS\*

EXCELLENT	GOOD	AVERAGE	BELOW AVERAGE	AT-RISK
31	45	27	0	0

\*Ratings are calculated with data available by 11/07/2012. Schools with Students Like Ours are Elementary Schools with Poverty Indices of no more than 5% above or below the index for this school.

## PASS PERFORMANCE

Our School  
 Elementary Schools with Students Like Ours  
 Elementary schools statewide



## NAEP PERFORMANCE\*

\* Performance reported for SC and nation, data not available at school level. Percentages at NAEP Achievement Levels.



## SC PERFORMANCE VISION

*By 2020 all students will graduate with the knowledge and skills necessary to compete successfully in the global economy, participate in a democratic society and contribute positively as members of families and communities.*

### Abbreviations Key

N/A Not Applicable N/AV Not Available N/C Not Collected N/R Not Reported I/S Insufficient Sample TBD To be determined

**H. E. Corley Elementary**  
**[School District Five of Lexington and Richland Cou]**

**SCHOOL PROFILE**

	Our School	Change from Last Year	Elementary Schools with Students Like Ours	Median Elementary School
<b>Students (n=556)</b>				
Retention rate	0.0%	Down from 0.2%	0.9%	1.0%
Attendance rate	97.1%	Up from 96.6%	96.5%	96.6%
Served by gifted and talented program	N/AV	N/AV	N/AV	N/AV
With disabilities other than speech	N/AV	N/AV	N/AV	N/AV
Older than usual for grade	N/AV	N/AV	N/AV	N/AV
Out-of-school suspensions or expulsions for violent and/or criminal offenses	0.0%	No Change	0.0%	0.0%
<b>Teachers (n=55)</b>				
Teachers with advanced degrees	70.9%	Down from 71.7%	62.2%	63.0%
Continuing contract teachers	N/AV	N/AV	N/AV	N/AV
Teachers returning from previous year	87.8%	Up from 81.9%	89.3%	88.7%
Teacher attendance rate	95.7%	Up from 94.9%	95.1%	95.1%
Average teacher salary*	\$48,971	Up 0.6%	\$47,703	\$47,210
Classes not taught by highly qualified teachers	6.1%	Up from 4.4%	0.0%	0.0%
Professional development days/teacher	11.7 days	Down from 13.1 days	11.3 days	10.5 days
<b>School</b>				
Principal's years at school	6.0	Up from 5.0	5.0	4.0
Student-teacher ratio in core subjects	18.0 to 1	Down from 21.4 to 1	20.2 to 1	20.0 to 1
Prime instructional time	92.0%	Up from 90.4%	90.3%	90.5%
Opportunities in the arts	Good	No Change	Good	Good
SACS accreditation	Yes	No Change	Yes	Yes
Parents attending conferences	97.8%	Down from 100.0%	100.0%	100.0%
Character development program	Excellent	No Change	Excellent	Excellent
Dollars spent per pupil**	\$11,207	Down 5.3%	\$6,693	\$7,247
Percent of expenditures for instruction**	67.1%	Down from 69.6%	68.6%	68.2%
Percent of expenditures for teacher salaries**	66.3%	Down from 68.0%	66.3%	65.7%
ESEA composite index score	86.2	N/A	92.9	91.9

\* Length of contract = 185+ days.

\*\* Prior year audited financial data available.

**EVALUATION RESULTS**

	Teachers	Students*	Parents*
Number of surveys returned	42	80	25
Percent satisfied with learning environment	97.6%	80.5%	84.0%
Percent satisfied with social and physical environment	97.6%	87.2%	72.0%
Percent satisfied with school-home relations	92.9%	94.9%	76.0%

\*Only students at the highest elementary school grade level at this school and their parents were included.

**REPORT OF PRINCIPAL AND SCHOOL IMPROVEMENT COUNCIL**

We work hard at H.E. Corley Elementary School to fulfill our mission "in collaboration with parents, and community...to empower students to become life-long CHAMPS!" Our teachers are highly qualified and continue to hone their skills in order to focus on the individual learning styles of each student. In 2011-12, we continued making student achievement our number one priority and school-based professional development remained a cornerstone in our efforts to prepare teachers to meet the needs of all students. Dr. Jan Richardson, nationally recognized reading consultant, continued collaborating with teachers in an effort to strengthen guided reading strategies.

During the 2011-12 school year, our teachers conducted student-led conferences with their parents, which provided an opportunity for our students to evaluate their own performance. Students were given leadership roles within each classroom, served on the student council, the recycling team and/or recognized as a monthly Champ. Students participated in two sessions of six-week clubs. The clubs included cooking, basketball, origami, game boards, art, study skills, and drama. As a part of our Farm to School grant we held a spaghetti supper in the fall, which was very well attended. We have two raised beds in which students cultivated collards, kale, radishes, peppers, onions and cabbage. Our Champs of the Month taste tested some of the HEC raised vegetables along with the SC produce of the month. Students were involved in fundraising for Jump Rope for Heart and our PTO used the Fund Run as a primary resource.

H. E. Corley was honored by the South Carolina Chapter of the National School Public Relations Association for our Beginning of the School Year Bulletin and The Crocodilian. Gateway Baptist Church provided backpacks for some of our students and we received the Palmetto Silver Award from the State Department of Education for high general absolute performance. We were named a Green Step school for our efforts in recycling and placed third in the Midlands in the Recycle Bowl. Thanks to the generous support of our PTO, we were able to install a walking trail around the playground.

H. E. Corley continues to build relationships with business partners such as Fatz, Ameris Bank Teresa Miley - State Farm, Chic Fil-A, Sonic and Wal-Mart. We also continue to build bonds with the community as every grade level had family outreach initiatives.

Mrs. Catrina Jones, SIC Chairperson  
 Dr. Judy Franchini, Principal

Comprehensive detail, including definitions of ratings, performance criteria, and explanations of status, is available on [www.ed.sc.gov](http://www.ed.sc.gov) and [www.eoc.sc.gov](http://www.eoc.sc.gov) as well as school and school district websites.

Printed versions are available from school districts upon request.

**Abbreviations Key**

N/A Not Applicable N/AV Not Available N/C Not Collected N/R Not Reported I/S Insufficient Sample TBD To be determined  
 NI Newly Identified CSI Continuing School Improvement CA Corrective Action RP Plan to Restructure R Restructure DELAY School Improvement Status HOLD School Improvement Status