



SC Annual School Report Card Summary

Harbison West Elementary
School District Five of Lexington and Richland Cou
Grades: PK-5 Enrollment: 521
Principal: Barbara P. Brockhard
Superintendent: Stephen W. Hefner, Ed.D.
Board Chair: Robert Gantt

PERFORMANCE

Comprehensive detail, including definitions of ratings, performance criteria, and explanations of status, is available on www.ed.sc.gov and www.eoc.sc.gov as well as school and school district websites. Printed versions are available from school districts upon request.

YEAR	ABSOLUTE RATING	GROWTH RATING	PALMETTO GOLD AND SILVER AWARD		ESEA/FEDERAL ACCOUNTABILITY RATING SYSTEM	
			General Performance	Closing the Gap	ESEA Grade	Accountability Indicator
2012	Good	Average	TBD	TBD	B	Focus
2011	Average	Average	Silver	N/A	Not Met	RP-HOLD
2010	Average	Average	N/A	N/A	Not Met	RP

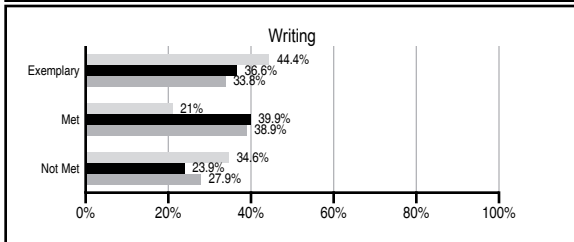
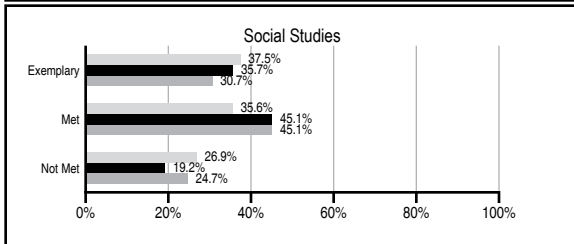
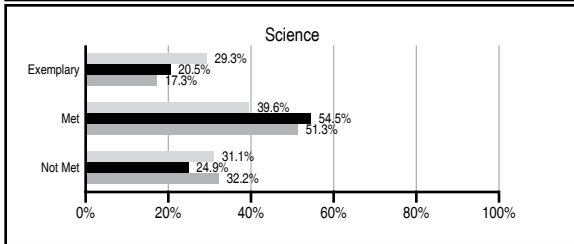
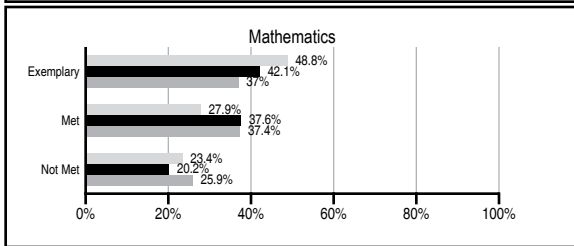
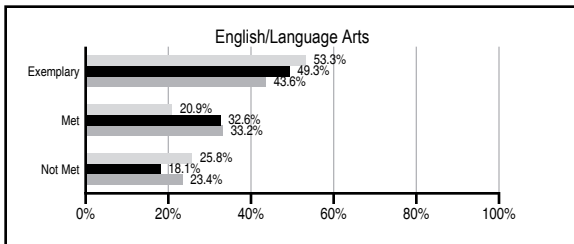
ABSOLUTE RATINGS OF ELEMENTARY SCHOOLS WITH STUDENTS LIKE OURS*

EXCELLENT	GOOD	AVERAGE	BELOW AVERAGE	AT-RISK
44	38	25	0	0

* Ratings are calculated with data available by 11/07/2012. Schools with Students Like Ours are Elementary Schools with Poverty Indices of no more than 5% above or below the index for this school.

PASS PERFORMANCE

Our School
 Elementary Schools with Students Like Ours
 Elementary schools statewide



NAEP PERFORMANCE*

* Performance reported for SC and nation, data not available at school level. Percentages at NAEP Achievement Levels.



SC PERFORMANCE VISION

By 2020 all students will graduate with the knowledge and skills necessary to compete successfully in the global economy, participate in a democratic society and contribute positively as members of families and communities.

Abbreviations Key

N/A Not Applicable N/AV Not Available N/C Not Collected N/R Not Reported I/S Insufficient Sample TBD To be determined

Harbison West Elementary
[School District Five of Lexington and Richland Cou]

SCHOOL PROFILE

	Our School	Change from Last Year	Elementary Schools with Students Like Ours	Median Elementary School
Students (n=521)				
Retention rate	0.6%	Up from 0.2%	0.9%	1.0%
Attendance rate	96.7%	Up from 96.5%	96.6%	96.6%
Served by gifted and talented program	N/AV	N/AV	N/AV	N/AV
With disabilities other than speech	N/AV	N/AV	N/AV	N/AV
Older than usual for grade	N/AV	N/AV	N/AV	N/AV
Out-of-school suspensions or expulsions for violent and/or criminal offenses	0.0%	No Change	0.0%	0.0%
Teachers (n=47)				
Teachers with advanced degrees	74.5%	Up from 71.1%	63.6%	63.0%
Continuing contract teachers	N/AV	N/AV	N/AV	N/AV
Teachers returning from previous year	79.3%	Up from 74.1%	89.8%	88.7%
Teacher attendance rate	92.5%	Down from 94.6%	95.1%	95.1%
Average teacher salary*	\$45,457	Down 0.8%	\$48,257	\$47,210
Classes not taught by highly qualified teachers	6.1%	Up from 0.0%	0.0%	0.0%
Professional development days/teacher	6.0 days	Down from 7.1 days	11.3 days	10.5 days
School				
Principal's years at school	3.0	Up from 2.0	5.0	4.0
Student-teacher ratio in core subjects	18.1 to 1	Down from 21.1 to 1	20.3 to 1	20.0 to 1
Prime instructional time	88.4%	Down from 90.4%	90.3%	90.5%
Opportunities in the arts	Good	No Change	Good	Good
SACS accreditation	Yes	No Change	Yes	Yes
Parents attending conferences	100.0%	No Change	100.0%	100.0%
Character development program	Excellent	No Change	Excellent	Excellent
Dollars spent per pupil**	\$11,900	Down 16.3%	\$6,793	\$7,247
Percent of expenditures for instruction**	65.1%	Down from 66.0%	68.3%	68.2%
Percent of expenditures for teacher salaries**	64.4%	Down from 65.1%	66.3%	65.7%
ESEA composite index score	87.1	N/A	94.1	91.9

* Length of contract = 185+ days.

** Prior year audited financial data available.

EVALUATION RESULTS

	Teachers	Students*	Parents*
Number of surveys returned	45	83	48
Percent satisfied with learning environment	95.6%	83.1%	91.3%
Percent satisfied with social and physical environment	88.9%	75.6%	77.8%
Percent satisfied with school-home relations	62.2%	83.1%	84.1%

*Only students at the highest elementary school grade level at this school and their parents were included.

REPORT OF PRINCIPAL AND SCHOOL IMPROVEMENT COUNCIL

The 2011–2012 school year at Harbison West Elementary School (HWES) was an outstanding year. Our student achievement gains on the MAP and PASS tests showed we continued to provide a high-quality education for each child in our school.

Our students achieved in many areas. Four students were recognized for writing accomplishments through the State Superintendent's Writing contest with a HWES student named as the district winner for the second year in a row. The Escolares Academy also presented the musical, "How to Make a Pirate." Many of our students were chosen as art, poetry, and poster winners in various state and national competitions.

A strong focus on student achievement continues to be our top priority. All teachers continue to implement best practices for instruction with the aid of our strong instructional support team, which includes a Response to Intervention Specialist, Math Coach, and a Technology Integration Specialist. Teachers focus on data analysis to make sound instructional decisions that best support student learning and instruction.

We strive to meet each child's individual needs at Harbison West Elementary School. Students in kindergarten through fifth-grade work on their specific literacy needs through small group instruction with support of Reading Recovery teachers, three Reading Interventionists, and trained paraprofessionals. All students continue to utilize the Compass Learning Odyssey Computer Lab to work on targeted, explicit instruction in mathematics and reading.

HWES provides leadership opportunities and after school activities for our students and families. Students can participate in the HWES Morning News Team, Handy Helpers, Safety Patrol, Super Recyclers, Student Council, Beta Club, and Book Buddies. After school opportunities include the HWES Step Team, Trash Can Band, Chess Club, and the Art Club. Through Project SOAR, students are able to participate in a free after school program that supports their academic and social learning. The Boys and Girls Club also provides after care for our students and families.

We promote family involvement through many planned events such as the Back to School Expo, Family Literacy and Math Nights, Family Movie Night, All Pro Dads, Moms Make a Difference, parenting programs and parenting book reviews. We sponsor Parenting Power Sessions to support our families as they work with their children at home. Parents are also encouraged to volunteer in classrooms, chaperone field trips, participate in the Birthday Book Lunch, and participate in the Parent Teacher Organization.

The Escolares Academy, the first magnet program in our district for Gifted and Talented students, was expanded. Additional third- and fourth-grade classes were added.

The 2011-2012 school year was a banner year at Harbison West Elementary. Our dedicated staff continues to focus on student achievement and success. We ARE the Harbison Heroes.

Dr. Barbara Brockhard, Principal

Mrs. Bunnie Ward, SIC Chairman

Comprehensive detail, including definitions of ratings, performance criteria, and explanations of status, is available on www.ed.sc.gov and www.eoc.sc.gov as well as school and school district websites.

Printed versions are available from school districts upon request.

Abbreviations Key

N/A Not Applicable N/AV Not Available N/C Not Collected N/R Not Reported I/S Insufficient Sample TBD To be determined

NI Newly Identified CSI Continuing School Improvement CA Corrective Action RP Plan to Restructure R Restructure DELAY School Improvement Status HOLD School Improvement Status