



SC Annual School Report Card Summary

Seven Oaks Elementary
 School District Five of Lexington and Richland Cou
 Grades: PK-5 Enrollment: 488
 Principal: Ann M. Copelan
 Superintendent: Stephen W. Hefner, Ed.D.
 Board Chair: Robert Gantt

PERFORMANCE

Comprehensive detail, including definitions of ratings, performance criteria, and explanations of status, is available on www.ed.sc.gov and www.eoc.sc.gov as well as school and school district websites. Printed versions are available from school districts upon request.

YEAR	ABSOLUTE RATING	GROWTH RATING	PALMETTO GOLD AND SILVER AWARD		ESEA/FEDERAL ACCOUNTABILITY RATING SYSTEM	
			General Performance	Closing the Gap	ESEA Grade	Accountability Indicator
2012	Excellent	Excellent	TBD	TBD	B	Reward
2011	Good	Good	Silver	N/A	Met	N/A
2010	Good	Good	Silver	Silver	Met	N/A

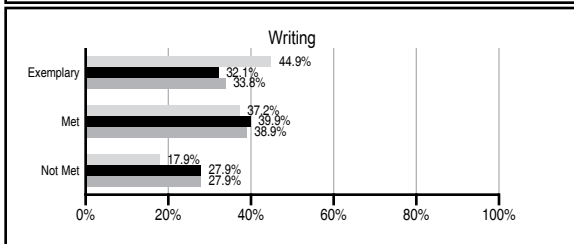
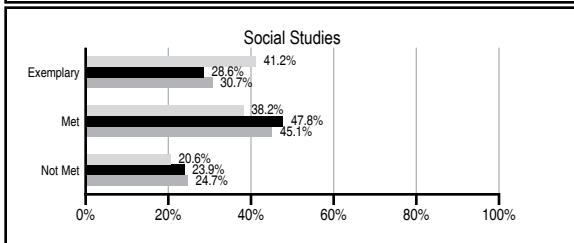
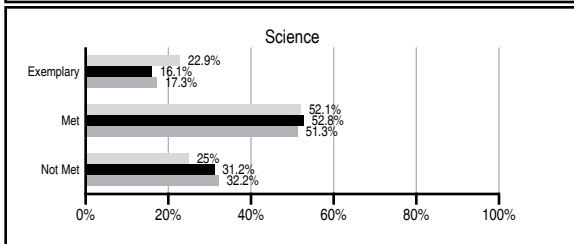
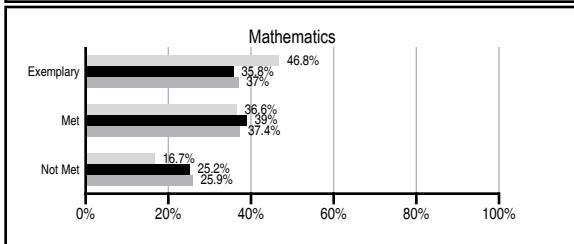
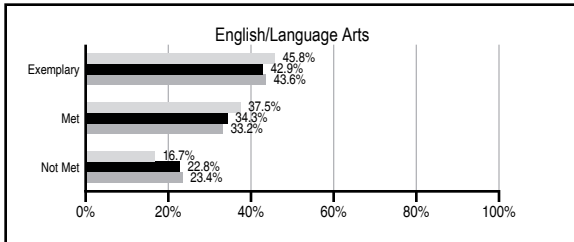
ABSOLUTE RATINGS OF ELEMENTARY SCHOOLS WITH STUDENTS LIKE OURS*

EXCELLENT	GOOD	AVERAGE	BELOW AVERAGE	AT-RISK
21	47	58	4	0

* Ratings are calculated with data available by 11/07/2012. Schools with Students Like Ours are Elementary Schools with Poverty Indices of no more than 5% above or below the index for this school.

PASS PERFORMANCE

Our School
 Elementary Schools with Students Like Ours
 Elementary schools statewide



NAEP PERFORMANCE*

* Performance reported for SC and nation, data not available at school level. Percentages at NAEP Achievement Levels.



SC PERFORMANCE VISION

By 2020 all students will graduate with the knowledge and skills necessary to compete successfully in the global economy, participate in a democratic society and contribute positively as members of families and communities.

Abbreviations Key

N/A Not Applicable N/AV Not Available N/C Not Collected N/R Not Reported I/S Insufficient Sample TBD To be determined

Seven Oaks Elementary
[School District Five of Lexington and Richland Cou]

SCHOOL PROFILE

	Our School	Change from Last Year	Elementary Schools with Students Like Ours	Median Elementary School
Students (n=488)				
Retention rate	0.4%	Down from 0.6%	1.3%	1.0%
Attendance rate	97.0%	Up from 96.2%	96.4%	96.6%
Served by gifted and talented program	N/AV	N/AV	N/AV	N/AV
With disabilities other than speech	N/AV	N/AV	N/AV	N/AV
Older than usual for grade	N/AV	N/AV	N/AV	N/AV
Out-of-school suspensions or expulsions for violent and/or criminal offenses	2.0%	No Change	0.0%	0.0%
Teachers (n=43)				
Teachers with advanced degrees	76.7%	Up from 75.0%	61.9%	63.0%
Continuing contract teachers	N/AV	N/AV	N/AV	N/AV
Teachers returning from previous year	90.1%	Up from 88.0%	89.6%	88.7%
Teacher attendance rate	93.6%	Down from 95.8%	95.1%	95.1%
Average teacher salary*	\$49,004	Up 0.6%	\$47,418	\$47,210
Classes not taught by highly qualified teachers	0.0%	No Change	0.0%	0.0%
Professional development days/teacher	6.9 days	Down from 9.2 days	10.8 days	10.5 days
School				
Principal's years at school	5.0	Up from 4.0	5.0	4.0
Student-teacher ratio in core subjects	17.0 to 1	Down from 17.3 to 1	19.9 to 1	20.0 to 1
Prime instructional time	89.6%	Down from 91.3%	90.2%	90.5%
Opportunities in the arts	Good	No Change	Good	Good
SACS accreditation	Yes	No Change	Yes	Yes
Parents attending conferences	100.0%	No Change	100.0%	100.0%
Character development program	Excellent	No Change	Excellent	Excellent
Dollars spent per pupil**	\$9,690	Up 6.9%	\$7,242	\$7,247
Percent of expenditures for instruction**	65.0%	Down from 68.1%	67.8%	68.2%
Percent of expenditures for teacher salaries**	64.2%	Down from 67.0%	65.5%	65.7%
ESEA composite index score	88.4	N/A	88.8	91.9

* Length of contract = 185+ days.

** Prior year audited financial data available.

EVALUATION RESULTS

	Teachers	Students*	Parents*
Number of surveys returned	43	77	49
Percent satisfied with learning environment	90.7%	89.6%	91.5%
Percent satisfied with social and physical environment	97.7%	83.1%	93.8%
Percent satisfied with school-home relations	79.1%	81.8%	87.5%

*Only students at the highest elementary school grade level at this school and their parents were included.

REPORT OF PRINCIPAL AND SCHOOL IMPROVEMENT COUNCIL

For 46 years Seven Oaks Elementary (SOES) has maintained a tradition of excellence in teaching and learning. Generations of families have entered these doors. SOES has continued to meet AYP (Adequate Yearly Progress) each year in all 17 categories and earned the Palmetto Silver for academic gains. Our school received the Whole Child Award from ASCD (South Carolina Association for Supervision and Curriculum Development) for Safety and Supported. SOES was awarded from the State Department of Education "Ribbon Status" for our Positive Behavior Interventions and Support program (PBIS). Anna Owens was recognized as Teacher of the Year for our school, and Venev Gates was named our Support Employee of the Year. Leanne Webb was chosen as the Distinguished Literacy Teacher of the Year. Seven teachers received Donorschoose grants for technology and literacy projects.

Seven Oaks Elementary is in the second year of implementation for two school-wide initiatives: RtI (Response to Intervention) and PBIS. RtI is a multi-tiered approach to interventions for struggling readers and PBIS is a proactive behavior plan in a school-wide approach. Every Monday morning our school begins its week with a program of speakers and incentives focusing on the PBIS traits.

Our students and staff donated food to the Irmo High School Food Bank, participated in the Battle of the Dam and Jump Rope for Heart. Seven Oaks students also donated canned goods to Sharing God's Love and participated in the Snack Backpack Program.

The Physical Education Department developed a Champions Program where 5th graders are selected by their teachers on the criteria of outstanding character. They participated in a leadership program once a week before school. Also, SOES was awarded for the most participation in the Columbia Marathon and from the Columbia Blowfish the school received a grant for required reading with 100% participation. Four of our students were chosen to participate in the South Carolina Elementary Honors Choir. K5-2nd grades celebrated parents/student events including Technology Night, Library Nights, Moon Gazing, Literacy and Dr. Seuss Day. The Third Grade students participated in Measurement Olympics and the 100th Day Measurement Fair.

Seven Oaks' SIC (School Improvement Council) developed a Reading Buddies program for grades K5 and 1st involving thirty community members. The SIC conducted a parent survey school-wide to gather information regarding academic programs and services to help our instructional staff focus on future needs. The PTA raised monies to purchase a Rock Climbing Wall for the PE classes, incentives for staff and students, support of a Sweetheart Valentines' Dance and provided lunch room monitors for special events.

Ann M. Copelan Principal

Becky Shumpert

SIC Chairperson

Comprehensive detail, including definitions of ratings, performance criteria, and explanations of status, is available on www.ed.sc.gov and www.eoc.sc.gov as well as school and school district websites.

Printed versions are available from school districts upon request.

Abbreviations Key

N/A Not Applicable N/AV Not Available N/C Not Collected N/R Not Reported I/S Insufficient Sample TBD To be determined

NI Newly Identified CSI Continuing School Improvement CA Corrective Action RP Plan to Restructure R Restructure DELAY School Improvement Status HOLD School Improvement Status