



SC Annual School Report Card Summary

Leaphart Elementary
 School District Five of Lexington and Richland Cou
 Grades: PK-5 Enrollment: 449
 Principal: Gerald E. Gary
 Superintendent: Stephen W. Hefner, Ed.D.
 Board Chair: Robert Gantt

PERFORMANCE

Comprehensive detail, including definitions of ratings, performance criteria, and explanations of status, is available on www.ed.sc.gov and www.eoc.sc.gov as well as school and school district websites. Printed versions are available from school districts upon request.

YEAR	ABSOLUTE RATING	GROWTH RATING	PALMETTO GOLD AND SILVER AWARD		ESEA/FEDERAL ACCOUNTABILITY RATING SYSTEM	
			General Performance	Closing the Gap	ESEA Grade	Accountability Indicator
2012	Average	Good	TBD	TBD	A	Reward
2011	Average	Average	Silver	N/A	Not Met	N/A
2010	Average	Average	N/A	N/A	Met	N/A

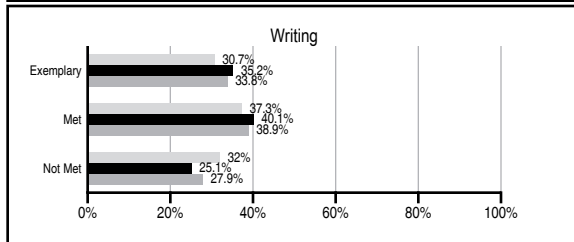
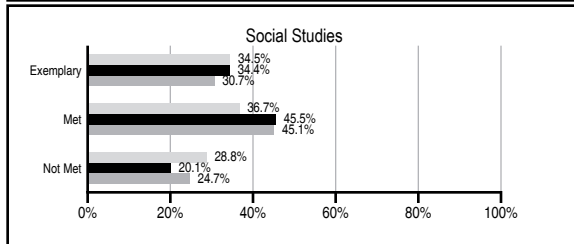
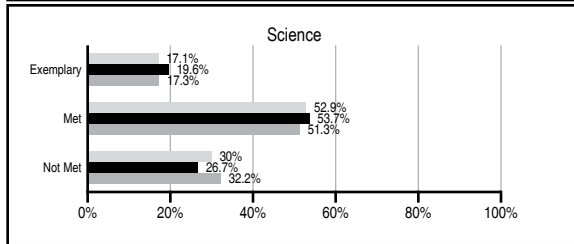
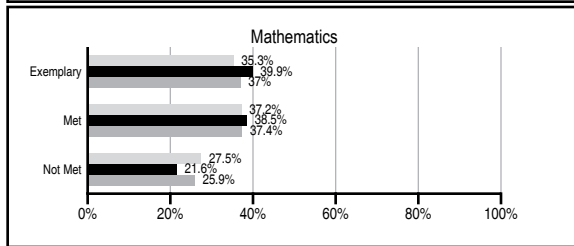
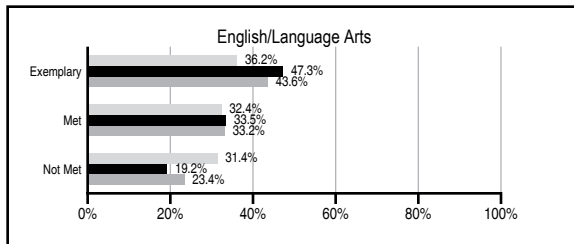
ABSOLUTE RATINGS OF ELEMENTARY SCHOOLS WITH STUDENTS LIKE OURS*

EXCELLENT	GOOD	AVERAGE	BELOW AVERAGE	AT-RISK
31	43	26	0	0

* Ratings are calculated with data available by 11/07/2012. Schools with Students Like Ours are Elementary Schools with Poverty Indices of no more than 5% above or below the index for this school.



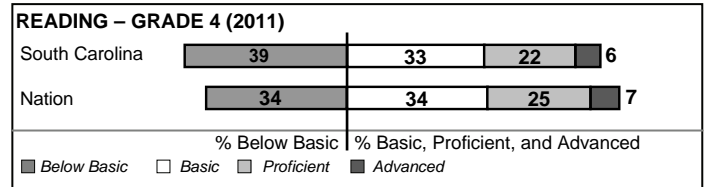
PASS PERFORMANCE

Our School
 Elementary Schools with Students Like Ours
 Elementary schools statewide



NAEP PERFORMANCE*

* Performance reported for SC and nation, data not available at school level. Percentages at NAEP Achievement Levels.



SC PERFORMANCE VISION

By 2020 all students will graduate with the knowledge and skills necessary to compete successfully in the global economy, participate in a democratic society and contribute positively as members of families and communities.

Abbreviations Key

N/A Not Applicable N/AV Not Available N/C Not Collected N/R Not Reported I/S Insufficient Sample TBD To be determined

Leaphart Elementary
[School District Five of Lexington and Richland Cou]

SCHOOL PROFILE

	Our School	Change from Last Year	Elementary Schools with Students Like Ours	Median Elementary School
Students (n=449)				
Retention rate	0.2%	No Change	1.0%	1.0%
Attendance rate	97.0%	No Change	96.5%	96.6%
Served by gifted and talented program	N/AV	N/AV	N/AV	N/AV
With disabilities other than speech	N/AV	N/AV	N/AV	N/AV
Older than usual for grade	N/AV	N/AV	N/AV	N/AV
Out-of-school suspensions or expulsions for violent and/or criminal offenses	0.0%	No Change	0.0%	0.0%
Teachers (n=38)				
Teachers with advanced degrees	68.4%	Up from 67.6%	62.6%	63.0%
Continuing contract teachers	N/AV	N/AV	N/AV	N/AV
Teachers returning from previous year	81.4%	Up from 78.6%	89.4%	88.7%
Teacher attendance rate	93.9%	Up from 92.7%	95.1%	95.1%
Average teacher salary*	\$49,252	Up 2.3%	\$47,886	\$47,210
Classes not taught by highly qualified teachers	0.0%	Down from 2.4%	0.0%	0.0%
Professional development days/teacher	12.1 days	Up from 10.8 days	11.3 days	10.5 days
School				
Principal's years at school	1.0	Down from 5.0	5.0	4.0
Student-teacher ratio in core subjects	19.8 to 1	Up from 14.8 to 1	20.2 to 1	20.0 to 1
Prime instructional time	89.7%	Up from 88.3%	90.2%	90.5%
Opportunities in the arts	Good	No Change	Good	Good
SACS accreditation	Yes	No Change	Yes	Yes
Parents attending conferences	100.0%	Up from 99.9%	100.0%	100.0%
Character development program	Excellent	No Change	Excellent	Excellent
Dollars spent per pupil**	\$10,052	Down 0.8%	\$6,711	\$7,247
Percent of expenditures for instruction**	64.1%	Down from 66.5%	68.8%	68.2%
Percent of expenditures for teacher salaries**	63.2%	Down from 65.6%	66.4%	65.7%
ESEA composite index score	97.4	N/A	93.4	91.9

* Length of contract = 185+ days.

** Prior year audited financial data available.

EVALUATION RESULTS

	Teachers	Students*	Parents*
Number of surveys returned	32	74	27
Percent satisfied with learning environment	93.8%	83.8%	95.2%
Percent satisfied with social and physical environment	93.8%	85.1%	92.3%
Percent satisfied with school-home relations	93.8%	83.3%	88.0%

*Only students at the highest elementary school grade level at this school and their parents were included.

REPORT OF PRINCIPAL AND SCHOOL IMPROVEMENT COUNCIL

Leaphart Elementary School is the first elementary school in the Midlands that implemented a school-wide Engineering program as well as being the only school in the district with an elementary Lego Robotics team. The mission of Leaphart Engineering and Arts Program (LEAP) is to inspire, challenge, and empower all students by providing a rigorous problem-solving curriculum.

The completion in the spring of 2011 of the renovation project at Leaphart was celebrated at a Ribbon Cutting Ceremony on November 11, 2011. This was a very exciting time as Leaphart faculty, students, parents, board members, and community stakeholders gathered together to celebrate the new world-class facility.

Leaphart serves students in grades K-5 through RTI. The addition of units of study at all grade levels and the inclusion of the Fountas & Pinnell Word Study program at grades K-3, provided additional structure to our balanced literacy core instruction. The expertise of four reading interventionists was utilized to support students through a tiered intervention model. The RtI Specialist provided ongoing professional development in the area of small group guided reading instruction to increase the capacity of all classroom teachers.

Leaphart implemented Positive Behavior Intervention Systems (PBIS), which is a school-wide initiative to improve students academic and behavior outcomes through implementing evidence and research based practices that are deemed successful for all students. PBIS allows the faculty and staff to track data on academic and behavior progress, provide professional development for teachers on these best practices and interventions, and opportunities for students to be positively recognized.

To continue in the efforts of engineering and arts development, Leaphart has partnered with PITSCO, a company that has co-developed engineering kits for students and teachers as well as provides tools and resources for the classroom that engage and inspire learners. The Physical Education class has started using STEM in the Gym, a system that brings engineering hands-on activities to students to complete while in PE. The art class has partnered with 3D Systems, as well as a teacher in the UK to develop lessons that allow students to design images on a computer and then print them out using a 3D printer. The students and faculty are excited about the greenhouse that will be built on campus and ready for student use at the beginning of the 2012-2013 school year.

We appreciate the opportunity to be a part of the lives of your children as they become equipped with the skills necessary to compete successfully against others in a global society and economy.

Gerald E. Gary, Ed.D., Principal
 Elizabeth Alexander, SIC Chair

Elizabeth Alexander, SIC Chair

Comprehensive detail, including definitions of ratings, performance criteria, and explanations of status, is available on www.ed.sc.gov and www.eoc.sc.gov as well as school and school district websites.

Printed versions are available from school districts upon request.

Abbreviations Key

N/A Not Applicable N/AV Not Available N/C Not Collected N/R Not Reported I/S Insufficient Sample TBD To be determined

NI Newly Identified CSI Continuing School Improvement CA Corrective Action RP Plan to Restructure R Restructure DELAY School Improvement Status HOLD School Improvement Status