



SC Annual School Report Card Summary

Irmo Elementary
 School District Five of Lexington and Richland Cou
 Grades: K-5 Enrollment: 473
 Principal: Shannon McAlister
 Superintendent: Stephen W. Hefner, Ed.D.
 Board Chair: Robert Gantt

PERFORMANCE

Comprehensive detail, including definitions of ratings, performance criteria, and explanations of status, is available on www.ed.sc.gov and www.eoc.sc.gov as well as school and school district websites. Printed versions are available from school districts upon request.

YEAR	ABSOLUTE RATING	GROWTH RATING	PALMETTO GOLD AND SILVER AWARD		ESEA/FEDERAL ACCOUNTABILITY RATING SYSTEM	
			General Performance	Closing the Gap	ESEA Grade	Accountability Indicator
2012	Excellent	Excellent	TBD	TBD	C	N/A
2011	Excellent	Excellent	Gold	N/A	Not Met	N/A
2010	Excellent	Excellent	Gold	N/A	Met	N/A

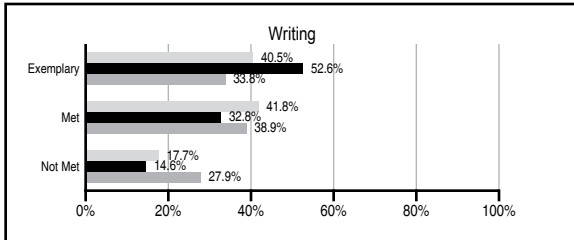
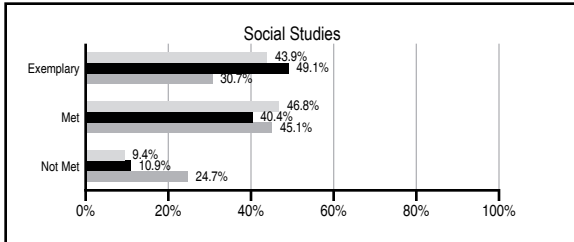
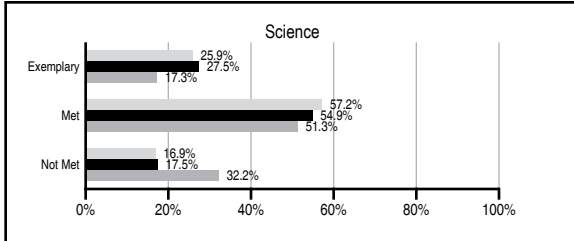
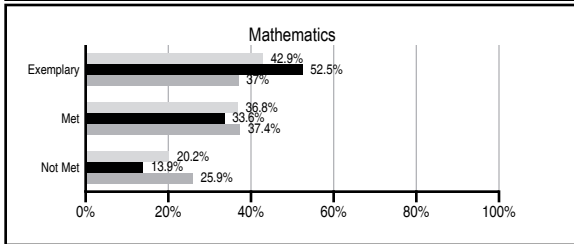
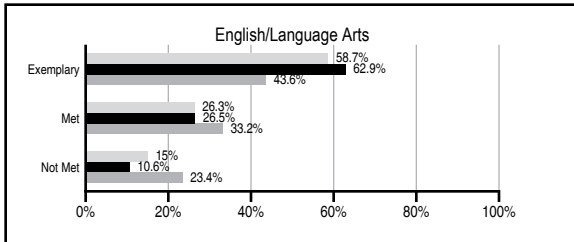
ABSOLUTE RATINGS OF ELEMENTARY SCHOOLS WITH STUDENTS LIKE OURS*

EXCELLENT	GOOD	AVERAGE	BELOW AVERAGE	AT-RISK
22	3	0	0	0

* Ratings are calculated with data available by 11/07/2012. Schools with Students Like Ours are Elementary Schools with Poverty Indices of no more than 5% above or below the index for this school.

PASS PERFORMANCE

Our School
 Elementary Schools with Students Like Ours
 Elementary schools statewide



NAEP PERFORMANCE*

* Performance reported for SC and nation, data not available at school level. Percentages at NAEP Achievement Levels.



SC PERFORMANCE VISION

By 2020 all students will graduate with the knowledge and skills necessary to compete successfully in the global economy, participate in a democratic society and contribute positively as members of families and communities.

Abbreviations Key

N/A Not Applicable N/AV Not Available N/C Not Collected N/R Not Reported I/S Insufficient Sample TBD To be determined

Irmo Elementary
[School District Five of Lexington and Richland Cou]

SCHOOL PROFILE

	Our School	Change from Last Year	Elementary Schools with Students Like Ours	Median Elementary School
Students (n=473)				
Retention rate	0.0%	No Change	0.8%	1.0%
Attendance rate	97.1%	Up from 96.8%	97.0%	96.6%
Served by gifted and talented program	N/AV	N/AV	N/AV	N/AV
With disabilities other than speech	N/AV	N/AV	N/AV	N/AV
Older than usual for grade	N/AV	N/AV	N/AV	N/AV
Out-of-school suspensions or expulsions for violent and/or criminal offenses	1.1%	Up from 0.0%	0.0%	0.0%
Teachers (n=39)				
Teachers with advanced degrees	69.2%	Down from 76.3%	67.6%	63.0%
Continuing contract teachers	N/AV	N/AV	N/AV	N/AV
Teachers returning from previous year	89.5%	Up from 88.0%	91.2%	88.7%
Teacher attendance rate	92.5%	Down from 93.3%	95.9%	95.1%
Average teacher salary*	\$50,874	Down 0.2%	\$49,176	\$47,210
Classes not taught by highly qualified teachers	0.0%	No Change	0.0%	0.0%
Professional development days/teacher	8.8 days	Up from 8.4 days	10.7 days	10.5 days
School				
Principal's years at school	4.0	Up from 3.0	5.0	4.0
Student-teacher ratio in core subjects	18.2 to 1	Down from 20.0 to 1	21.3 to 1	20.0 to 1
Prime instructional time	88.3%	Down from 88.6%	91.5%	90.5%
Opportunities in the arts	Good	No Change	Good	Good
SACS accreditation	Yes	No Change	Yes	Yes
Parents attending conferences	95.3%	Up from 90.9%	100.0%	100.0%
Character development program	Excellent	No Change	Excellent	Excellent
Dollars spent per pupil**	\$9,135	Down 7.4%	\$6,800	\$7,247
Percent of expenditures for instruction**	63.4%	Down from 64.0%	69.4%	68.2%
Percent of expenditures for teacher salaries**	63.0%	Down from 63.4%	68.9%	65.7%
ESEA composite index score	77.1	N/A	98.0	91.9

* Length of contract = 185+ days.

** Prior year audited financial data available.

EVALUATION RESULTS

	Teachers	Students*	Parents*
Number of surveys returned	21	80	38
Percent satisfied with learning environment	100.0%	82.3%	89.2%
Percent satisfied with social and physical environment	100.0%	80.0%	89.2%
Percent satisfied with school-home relations	100.0%	83.8%	76.3%

*Only students at the highest elementary school grade level at this school and their parents were included.

REPORT OF PRINCIPAL AND SCHOOL IMPROVEMENT COUNCIL

At Irmo Elementary School (IES), we are relationship oriented, and results driven. Through the use of data-driven collaborative planning, we foster superior achievement, responsible citizenship, and a foundation for lifelong learning.

Irmo Elementary has a proud history of excellence. Among our accomplishments are designations as an Exemplary Writing School, South Carolina Department of Education Red Carpet School, Palmetto's Finest, National Blue Ribbon School of Excellence/ Lighthouse School, University of South Carolina Professional Development School, Intel/Scholastic 21st Century School of Distinction, as well as recognition as Palmetto Silver and Gold.

Fifth-grade teacher Stephen Corsini was the 2011-2012 Teacher of the Year and Teacher Assistant Jane Bryan was the 2011-2012 Support Employee of the Year. Our Business Partner of the Year was Chick-fil-A on Harbison Boulevard.

Our school enjoys strong relationships with the families of our students and the Irmo community. Our students learn the value of service to our school and community through active participation in ongoing initiatives such as Student Council, our in-school postal system "Wee Deliver," Safety Patrol, Gardening Club, and WBEE, our morning television news show. IES students have opportunities to hone their artistic talents through art clubs, yearbook staff, orchestra, chorus, as well as through participation in various theatrical and musical performances at our PTA meetings.

Irmo Elementary is very fortunate to have parents and community members actively involved as volunteers who are dedicated to the scaffolding and celebration of learning. Our students excitedly await PTA-sponsored reading celebrations, curriculum nights, and our SIC-sponsored Career Fair. The fundraising efforts of our PTA support curriculum and technology implementation throughout our school. Our Honey Bunch After-School Program offers site-based afterschool and summer care for our students. Participating students take part in camps like explorations featuring athletics, academics, and the arts.

Our professional development collaboration with the University of South Carolina benefits staff and students alike. At Irmo Elementary, we revere the value of collaboration, and maintain a commitment to ongoing professional development and research into effective instructional practice.

Irmo Elementary School stakeholders are proudly continuing the tradition of Inspiring and Embracing student Success.

Mrs. Shannon McAlister, Principal
 Mrs. Kim Weber, SIC Chair

Comprehensive detail, including definitions of ratings, performance criteria, and explanations of status, is available on www.ed.sc.gov and www.eoc.sc.gov as well as school and school district websites.

Printed versions are available from school districts upon request.

Abbreviations Key

N/A Not Applicable N/AV Not Available N/C Not Collected N/R Not Reported I/S Insufficient Sample TBD To be determined

NI Newly Identified CSI Continuing School Improvement CA Corrective Action RP Plan to Restructure R Restructure DELAY School Improvement Status HOLD School Improvement Status