



SC Annual School Report Card Summary

Chapin Elementary
 School District Five of Lexington and Richland Cou
 Grades: PK-5 Enrollment: 828
 Principal: Harriet B. Wilson
 Superintendent: Stephen W. Hefner, Ed.D.
 Board Chair: Robert Gantt

PERFORMANCE

Comprehensive detail, including definitions of ratings, performance criteria, and explanations of status, is available on www.ed.sc.gov and www.eoc.sc.gov as well as school and school district websites. Printed versions are available from school districts upon request.

YEAR	ABSOLUTE RATING	GROWTH RATING	PALMETTO GOLD AND SILVER AWARD		ESEA/FEDERAL ACCOUNTABILITY RATING SYSTEM	
			General Performance	Closing the Gap	ESEA Grade	Accountability Indicator
2012	Excellent	Excellent	TBD	TBD	A	N/A
2011	Excellent	Excellent	Gold	N/A	Not Met	N/A
2010	Excellent	Excellent	Gold	N/A	Met	N/A

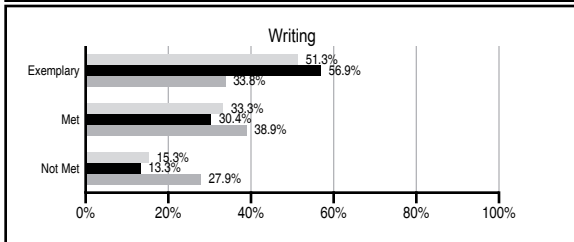
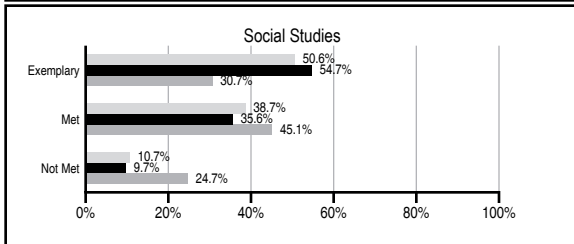
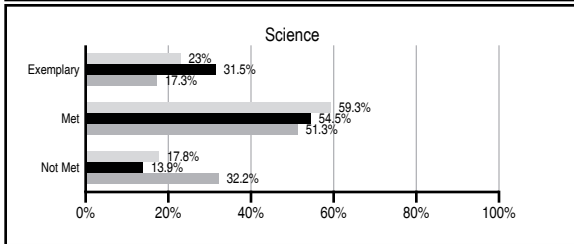
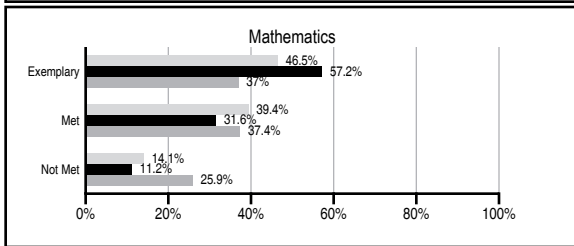
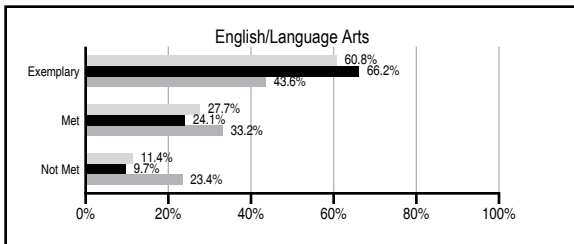
ABSOLUTE RATINGS OF ELEMENTARY SCHOOLS WITH STUDENTS LIKE OURS*

EXCELLENT	GOOD	AVERAGE	BELOW AVERAGE	AT-RISK
23	0	0	0	0

* Ratings are calculated with data available by 11/07/2012. Schools with Students Like Ours are Elementary Schools with Poverty Indices of no more than 5% above or below the index for this school.

PASS PERFORMANCE

Our School
 Elementary Schools with Students Like Ours
 Elementary schools statewide



NAEP PERFORMANCE*

* Performance reported for SC and nation, data not available at school level. Percentages at NAEP Achievement Levels.



SC PERFORMANCE VISION

By 2020 all students will graduate with the knowledge and skills necessary to compete successfully in the global economy, participate in a democratic society and contribute positively as members of families and communities.

Abbreviations Key

N/A Not Applicable N/AV Not Available N/C Not Collected N/R Not Reported I/S Insufficient Sample TBD To be determined

Chapin Elementary
[School District Five of Lexington and Richland Cou]

SCHOOL PROFILE

	Our School	Change from Last Year	Elementary Schools with Students Like Ours	Median Elementary School
Students (n=828)				
Retention rate	0.2%	Down from 0.4%	0.7%	1.0%
Attendance rate	97.1%	Up from 96.6%	97.2%	96.6%
Served by gifted and talented program	N/AV	N/AV	N/AV	N/AV
With disabilities other than speech	N/AV	N/AV	N/AV	N/AV
Older than usual for grade	N/AV	N/AV	N/AV	N/AV
Out-of-school suspensions or expulsions for violent and/or criminal offenses	0.0%	No Change	0.0%	0.0%
Teachers (n=61)				
Teachers with advanced degrees	77.0%	Up from 76.3%	66.7%	63.0%
Continuing contract teachers	N/AV	N/AV	N/AV	N/AV
Teachers returning from previous year	91.0%	Up from 90.7%	90.8%	88.7%
Teacher attendance rate	93.7%	Down from 94.6%	94.8%	95.1%
Average teacher salary*	\$51,636	Down 0.4%	\$48,565	\$47,210
Classes not taught by highly qualified teachers	1.4%	Down from 1.5%	0.0%	0.0%
Professional development days/teacher	10.0 days	Up from 7.2 days	10.5 days	10.5 days
School				
Principal's years at school	6.0	Up from 5.0	4.0	4.0
Student-teacher ratio in core subjects	21.6 to 1	Up from 17.2 to 1	21.4 to 1	20.0 to 1
Prime instructional time	90.2%	No Change	91.4%	90.5%
Opportunities in the arts	Good	No Change	Good	Good
SACS accreditation	Yes	No Change	Yes	Yes
Parents attending conferences	100.0%	No Change	100.0%	100.0%
Character development program	Excellent	No Change	Excellent	Excellent
Dollars spent per pupil**	\$7,846	Up 7.9%	\$6,428	\$7,247
Percent of expenditures for instruction**	69.6%	Down from 70.4%	68.7%	68.2%
Percent of expenditures for teacher salaries**	68.8%	Down from 69.5%	67.6%	65.7%
ESEA composite index score	97.4	N/A	98.5	91.9

* Length of contract = 185+ days.

** Prior year audited financial data available.

EVALUATION RESULTS

	Teachers	Students*	Parents*
Number of surveys returned	56	148	130
Percent satisfied with learning environment	96.4%	81.5%	91.3%
Percent satisfied with social and physical environment	96.4%	78.4%	90.6%
Percent satisfied with school-home relations	98.2%	87.1%	89.9%

*Only students at the highest elementary school grade level at this school and their parents were included.

REPORT OF PRINCIPAL AND SCHOOL IMPROVEMENT COUNCIL

Chapin Elementary School (CES) is located in one of Lexington-Richland Five's most rapidly growing communities. During the 2011-12 school year, we served approximately 850 students from grades K-4 through 5th grade with a talented staff of more than 100 personnel. At CES, student performance is at the epic center of all our efforts.

The school year saw the implementation of some new initiatives. Data Teams were developed to prioritize the focus on student achievement using various formative assessment data and innovative instructional strategies within the regular classroom. This process provides greater focus on curriculum and data-driven instruction for meeting the learning needs of each student. Response to Intervention (Rtl) services began in grades K-2nd where data was triangulated and used to identify intentional instructional strategies in the area of reading. The goal of Rtl is to have all students reading on grade level by the end of second grade. PBIS, in its second year of implementation, provided a common language and positive behavior program to ensure student learning flourished at high levels.

Our active PTO was instrumental in supporting our school by providing an electronic marquee, hosting the Boosterthon Fun Run, Innisbrook, Eaglet Fest, Muffins for Moms, Donuts for Dads and Goodies for Grandparents. Teachers received a check for \$150 to spend towards classroom needs.

The generous community service of our children was demonstrated through many outreach events and fundraisers including projects Christgate, We Care, Hoops for Hearts, and the Justin Pepper Toy Drive. These activities are critical to ensure that our children increase their community awareness and to show them how their efforts at any and every age impact the community.

Learning opportunities at CES are available for students and include; literacy blocks for reading, writing, math, science, and social studies; the Academically Gifted Program; Spanish Club; Flag Patrol; Recycling Club; Chorus; Strings; Walking Club; and WCES morning television show. Student Leadership is promoted through our Student Council.

Chapin Elementary School is serious about its mission, "to assure that all students learn at high levels in a supportive environment." To accomplish our mission, we use data to make informed instructional decisions, teach literacy across the content areas, provide multiple opportunities for teacher collaboration, and support positive behavior interventions.

Through the collaborative efforts of our students, faculty, parents, and community we will continue to provide every child at CES the best possible education in a supportive child-centered environment.

Harriet B. Wilson, Chapin Elementary School principal
 Jo Wright, SIC Chairperson

Comprehensive detail, including definitions of ratings, performance criteria, and explanations of status, is available on www.ed.sc.gov and www.eoc.sc.gov as well as school and school district websites.

Printed versions are available from school districts upon request.

Abbreviations Key

N/A Not Applicable N/AV Not Available N/C Not Collected N/R Not Reported I/S Insufficient Sample TBD To be determined
 NI Newly Identified CSI Continuing School Improvement CA Corrective Action RP Plan to Restructure R Restructure DELAY School Improvement Status HOLD School Improvement Status