



SC Annual School Report Card Summary

Sandhills Elementary
Lexington School District Four
Grades: 3-4 **Enrollment: 479**
Principal: Lisa Evans
Superintendent: Linda G. Lavender, Ph.D.
Board Chair: Jeff Hart, Jr.

PERFORMANCE

Comprehensive detail, including definitions of ratings, performance criteria, and explanations of status, is available on www.ed.sc.gov and www.eoc.sc.gov as well as school and school district websites. Printed versions are available from school districts upon request.

YEAR	ABSOLUTE RATING	GROWTH RATING	PALMETTO GOLD AND SILVER AWARD		ESEA/FEDERAL ACCOUNTABILITY RATING SYSTEM	
			General Performance	Closing the Gap	ESEA Grade	Accountability Indicator
2012	Average	Average	TBD	TBD	C	N/A
2011	Average	Good	Silver	N/A	Not Met	N/A
2010	Average	Excellent	Gold	Silver	Met	N/A

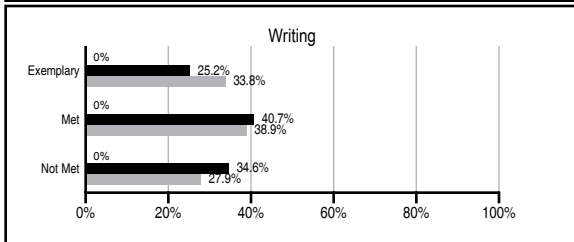
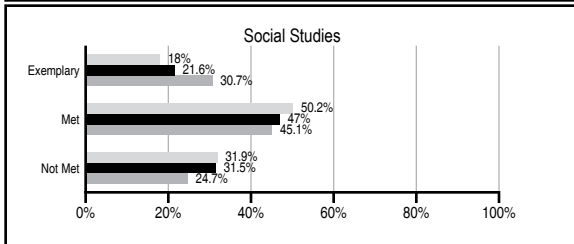
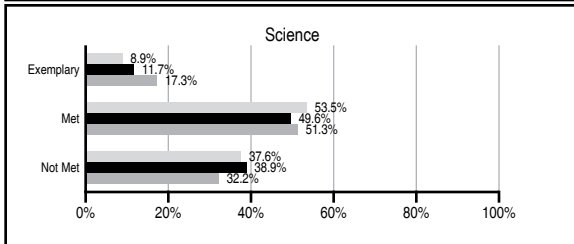
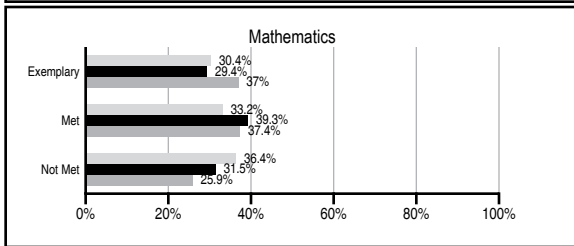
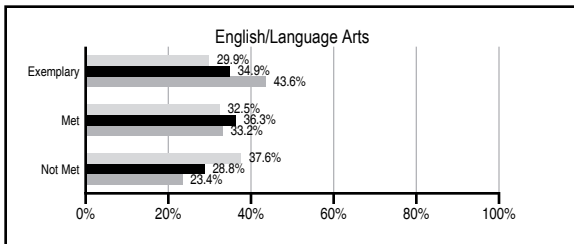
ABSOLUTE RATINGS OF ELEMENTARY SCHOOLS WITH STUDENTS LIKE OURS*

EXCELLENT	GOOD	AVERAGE	BELOW AVERAGE	AT-RISK
9	20	90	15	4

* Ratings are calculated with data available by 11/07/2012. Schools with Students Like Ours are Elementary Schools with Poverty Indices of no more than 5% above or below the index for this school.

PASS PERFORMANCE

Our School
 Elementary Schools with Students Like Ours
 Elementary schools statewide



NAEP PERFORMANCE*

* Performance reported for SC and nation, data not available at school level. Percentages at NAEP Achievement Levels.



SC PERFORMANCE VISION

By 2020 all students will graduate with the knowledge and skills necessary to compete successfully in the global economy, participate in a democratic society and contribute positively as members of families and communities.

Abbreviations Key

N/A Not Applicable N/AV Not Available N/C Not Collected N/R Not Reported I/S Insufficient Sample TBD To be determined

Sandhills Elementary [Lexington School District Four]

SCHOOL PROFILE

	Our School	Change from Last Year	Elementary Schools with Students Like Ours	Median Elementary School
Students (n=479)				
Retention rate	0.0%	No Change	1.4%	1.0%
Attendance rate	95.4%	Down from 95.7%	96.3%	96.6%
Served by gifted and talented program	N/AV	N/AV	N/AV	N/AV
With disabilities other than speech	N/AV	N/AV	N/AV	N/AV
Older than usual for grade	N/AV	N/AV	N/AV	N/AV
Out-of-school suspensions or expulsions for violent and/or criminal offenses	0.0%	No Change	0.0%	0.0%
Teachers (n=23)				
Teachers with advanced degrees	56.5%	Up from 51.5%	61.1%	63.0%
Continuing contract teachers	N/AV	N/AV	N/AV	N/AV
Teachers returning from previous year	82.7%	Down from 88.3%	88.2%	88.7%
Teacher attendance rate	92.0%	Down from 93.9%	94.8%	95.1%
Average teacher salary*	\$41,630	Down 0.3%	\$46,258	\$47,210
Classes not taught by highly qualified teachers	2.7%	No Change	0.0%	0.0%
Professional development days/teacher	10.0 days	Up from 9.7 days	10.8 days	10.5 days
School				
Principal's years at school	6.0	Up from 5.0	4.0	4.0
Student-teacher ratio in core subjects	25.1 to 1	Up from 20.8 to 1	19.3 to 1	20.0 to 1
Prime instructional time	86.3%	Down from 88.7%	89.7%	90.5%
Opportunities in the arts	Good	No Change	Good	Good
SACS accreditation	Yes	No Change	Yes	Yes
Parents attending conferences	99.2%	Up from 91.2%	100.0%	100.0%
Character development program	Good	No Change	Excellent	Excellent
Dollars spent per pupil**	\$6,864	Down 0.2%	\$7,497	\$7,247
Percent of expenditures for instruction**	59.2%	Up from 57.8%	67.6%	68.2%
Percent of expenditures for teacher salaries**	57.1%	Up from 55.4%	64.4%	65.7%
ESEA composite index score	79.0	N/A	88.6	91.9

* Length of contract = 185+ days.

** Prior year audited financial data available.

EVALUATION RESULTS

	Teachers	Students*	Parents*
Number of surveys returned	21	206	100
Percent satisfied with learning environment	95.2%	85.9%	82.5%
Percent satisfied with social and physical environment	100.0%	82.2%	86.7%
Percent satisfied with school-home relations	66.7%	85.2%	89.9%

*Only students at the highest elementary school grade level at this school and their parents were included.

REPORT OF PRINCIPAL AND SCHOOL IMPROVEMENT COUNCIL

Sandhills Elementary School serves approximately 500 students in grades three and four. "Shaping Every Student for Success" is our motto and drives our mission to establish high standards by creating a learning environment which ensures student performance at the highest level.

Each year we strive to become a more effective school with the leadership, culture, climate and supports to ensure quality teaching for every child in every classroom every day. We know that importance of mastering learning how to read and using reading to learn across content areas.

Our focus of best practice for success includes activities that address the important areas of school readiness, school attendance, and summer learning.

Professional development for our staff has continued to focus on literacy and best practice in reading and writing instruction, as well as increased access to varied books for our children in their classrooms, as well the media center.

We continue to seek ways to promote the importance of being at school each day, all day. Using data, mentoring individual students, and increasing ways to involve parents, such as Lunch and Learn workshops and the ICARE program, are strategies to instill a positive culture of school attendance.

This spring, books of varied levels and genres were provided to students to read at home, independently and with friends and family, over the summer. Reading books during summer months can improve students' reading proficiency.

Additionally, a priority continues to be the development of parent and community partnerships. Planned events, such as Career Week, Open House, Parent/Teacher conferences, PTO Nights, as well as volunteering or simply having lunch with your child are important in forming these critical relationships which are the foundation for our students' success.

The Sandhills Elementary staff and School Improvement Council look forward to working with students, parents, and the community to make our school the very best that it can be.

Sheila Hilton, School Improvement Council Chairperson
Lisa Evans, Principal

Comprehensive detail, including definitions of ratings, performance criteria, and explanations of status, is available on www.ed.sc.gov and www.eoc.sc.gov as well as school and school district websites.

Printed versions are available from school districts upon request.

Abbreviations Key

N/A Not Applicable N/AV Not Available N/C Not Collected N/R Not Reported I/S Insufficient Sample TBD To be determined
NI Newly Identified CSI Continuing School Improvement CA Corrective Action RP Plan to Restructure R Restructure DELAY School Improvement Status HOLD School Improvement Status