



SC Annual School Report Card Summary

Batesburg-Leesville Elementary School
 Lexington 3
 Grades: 3-5 Enrollment: 464
 Principal: Vonda Ridge
 Superintendent: Dr. J. Chester Floyd
 Board Chair: Cheryl Burgess

PERFORMANCE

Comprehensive detail, including definitions of ratings, performance criteria, and explanations of status, is available on www.ed.sc.gov and www.eoc.sc.gov as well as school and school district websites. Printed versions are available from school districts upon request.

YEAR	ABSOLUTE RATING	GROWTH RATING	PALMETTO GOLD AND SILVER AWARD		ESEA/FEDERAL ACCOUNTABILITY RATING SYSTEM	
			General Performance	Closing the Gap	ESEA Grade	Accountability Indicator
2012	Average	Good	TBD	TBD	B	N/A
2011	Average	Good	Silver	N/A	Not Met	N/A
2010	Average	Average	N/A	N/A	Not Met	N/A

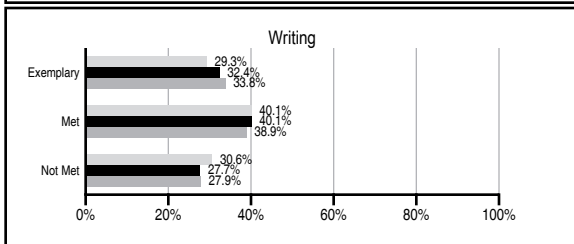
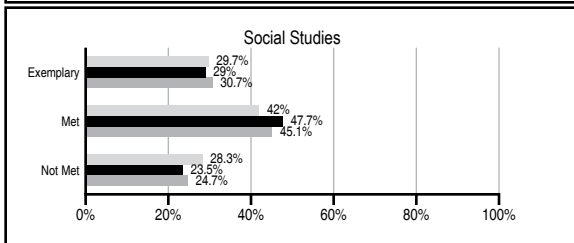
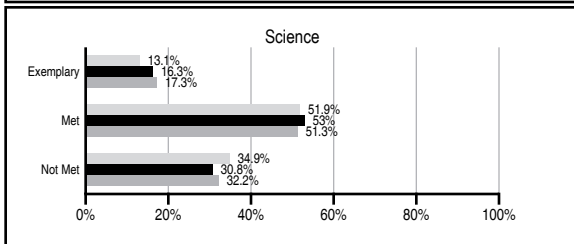
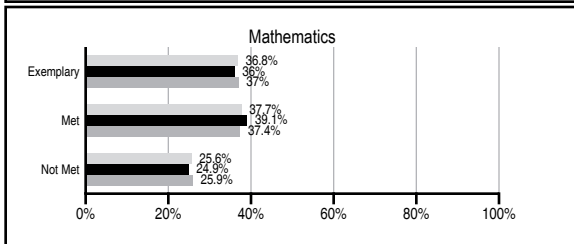
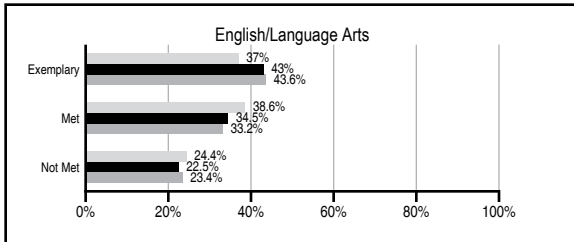
ABSOLUTE RATINGS OF ELEMENTARY SCHOOLS WITH STUDENTS LIKE OURS*

EXCELLENT	GOOD	AVERAGE	BELOW AVERAGE	AT-RISK
21	44	57	3	0

* Ratings are calculated with data available by 11/07/2012. Schools with Students Like Ours are Elementary Schools with Poverty Indices of no more than 5% above or below the index for this school.

PASS PERFORMANCE

Our School
 Elementary Schools with Students Like Ours
 Elementary schools statewide



NAEP PERFORMANCE*

* Performance reported for SC and nation, data not available at school level. Percentages at NAEP Achievement Levels.



SC PERFORMANCE VISION

By 2020 all students will graduate with the knowledge and skills necessary to compete successfully in the global economy, participate in a democratic society and contribute positively as members of families and communities.

Abbreviations Key

N/A Not Applicable N/AV Not Available N/C Not Collected N/R Not Reported I/S Insufficient Sample TBD To be determined

Batesburg-Leesville Elementary School [Lexington 3]

SCHOOL PROFILE

	Our School	Change from Last Year	Elementary Schools with Students Like Ours	Median Elementary School
Students (n=464)				
Retention rate	0.6%	Down from 3.6%	1.2%	1.0%
Attendance rate	95.8%	Down from 96.1%	96.4%	96.6%
Served by gifted and talented program	N/AV	N/AV	N/AV	N/AV
With disabilities other than speech	N/AV	N/AV	N/AV	N/AV
Older than usual for grade	N/AV	N/AV	N/AV	N/AV
Out-of-school suspensions or expulsions for violent and/or criminal offenses	0.2%	Up from 0.0%	0.0%	0.0%
Teachers (n=29)				
Teachers with advanced degrees	62.1%	Down from 63.3%	61.8%	63.0%
Continuing contract teachers	N/AV	N/AV	N/AV	N/AV
Teachers returning from previous year	97.7%	Up from 95.4%	89.6%	88.7%
Teacher attendance rate	95.4%	Down from 96.2%	95.2%	95.1%
Average teacher salary*	\$50,694	Up 3.8%	\$47,400	\$47,210
Classes not taught by highly qualified teachers	4.2%	Up from 0.0%	0.0%	0.0%
Professional development days/teacher	N/R	N/R	10.9 days	10.5 days
School				
Principal's years at school	1.0	Down from 7.0	5.0	4.0
Student-teacher ratio in core subjects	2.3 to 1	Down from 16.7 to 1	19.9 to 1	20.0 to 1
Prime instructional time	90.6%	Down from 91.8%	90.3%	90.5%
Opportunities in the arts	Poor	Down from Good	Good	Good
SACS accreditation	Yes	No Change	Yes	Yes
Parents attending conferences	0.9%	Down from 98.9%	100.0%	100.0%
Character development program	Below Average	Down from Excellent	Excellent	Excellent
Dollars spent per pupil**	\$8,342	Up 1.7%	\$7,085	\$7,247
Percent of expenditures for instruction**	63.1%	Down from 63.2%	67.8%	68.2%
Percent of expenditures for teacher salaries**	60.3%	Down from 60.8%	66.1%	65.7%
ESEA composite index score	83.7	N/A	90.7	91.9

* Length of contract = 185+ days.

** Prior year audited financial data available.

EVALUATION RESULTS

	Teachers	Students*	Parents*
Number of surveys returned	22	152	75
Percent satisfied with learning environment	86.4%	89.4%	82.7%
Percent satisfied with social and physical environment	95.5%	89.5%	86.7%
Percent satisfied with school-home relations	81.8%	94.7%	83.8%

*Only students at the highest elementary school grade level at this school and their parents were included.

REPORT OF PRINCIPAL AND SCHOOL IMPROVEMENT COUNCIL

There have been a number of academic initiatives that we have been successful in reaching at Batesburg-Leesville Elementary. For academic performance on PASS, we received the Palmetto Silver Award. In line with the Lexington District Three Literacy Initiative, we continue to improve student achievement. 2011 PASS data showed our primary academic weakness was writing. To address this, staff development was provided in Thinking Maps and Write from the Beginning. Implementation of these programs will provide ongoing instruction for kindergarten through fifth grade students in these writing methods. Additional professional development was done in areas such as reading and understanding student data on PASS and MAP, the Common Core Curriculum standards, and effective classroom strategies. To promote academic success, students participating in the Pounce Club received instruction prior to school in the computer labs. In conjunction with B-L Middle School, we started the Panther Pals Reading Buddies program. To address the decline of reading performance the Five Book Challenge was held over the summer and three free books were distributed to students to encourage summer reading. In addition, students were able to utilize the library several times during the summer break.

In addition to academics, the school promoted health and physical fitness in children. This was accomplished with the assistance of the PTO and our community with the purchase of new playground equipment. The Farm to School grant provided students in fifth grade the opportunity to plant a vegetable garden and sample produce. The Girls on the Run program was held at our school again this year.

Students excelled in many areas. In the Lexington County Spare the Air Contest, eight of the twelve winners were from BLES. Several students also received Honorable Mention. One student was a winner in the Region II Science Fair. Several of our students scored a perfect score on the PASS test and were recognized by the state. The school featured a Math-a-thon and Literacy Bowl with several student winners.

The school was also a recipient of the South Carolina Arts Commission Grant. Students participated in activities related to the Arts that met state standards. Fourth graders produced plays for our parents and community.

It has been both a successful and fun year at Batesburg-Leesville Elementary School. We continue to appreciate the support of our parents and community.

Vonda Ridge, Principal
Kelly Price, SIC

Comprehensive detail, including definitions of ratings, performance criteria, and explanations of status, is available on www.ed.sc.gov and www.eoc.sc.gov as well as school and school district websites.

Printed versions are available from school districts upon request.

Abbreviations Key

N/A Not Applicable N/AV Not Available N/C Not Collected N/R Not Reported I/S Insufficient Sample TBD To be determined
NI Newly Identified CSI Continuing School Improvement CA Corrective Action RP Plan to Restructure R Restructure DELAY School Improvement Status HOLD School Improvement Status