



SC Annual School Report Card Summary

Pineview Elementary School
 Lexington Two
 Grades: PK-5 Enrollment: 615
 Principal: David Sims
 Superintendent: Venus J. Holland, Ed.D.
 Board Chair: William H. "Bill" Bingham, Jr.

PERFORMANCE

Comprehensive detail, including definitions of ratings, performance criteria, and explanations of status, is available on www.ed.sc.gov and www.eoc.sc.gov as well as school and school district websites. Printed versions are available from school districts upon request.

YEAR	ABSOLUTE RATING	GROWTH RATING	PALMETTO GOLD AND SILVER AWARD		ESEA/FEDERAL ACCOUNTABILITY RATING SYSTEM	
			General Performance	Closing the Gap	ESEA Grade	Accountability Indicator
2012	Excellent	Good	TBD	TBD	A	N/A
2011	Good	Average	Silver	N/A	Not Met	N/A
2010	Good	Good	Silver	N/A	Met	N/A

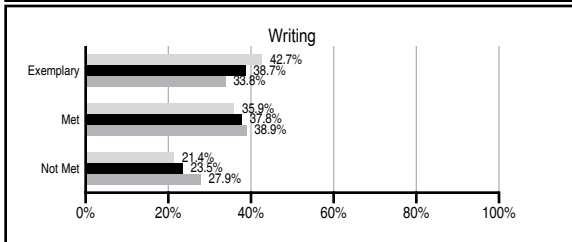
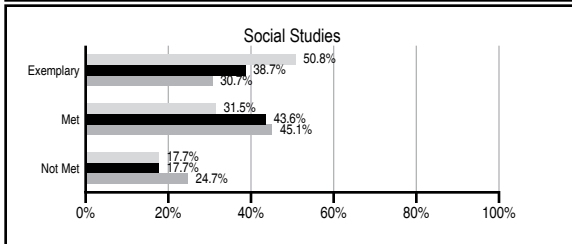
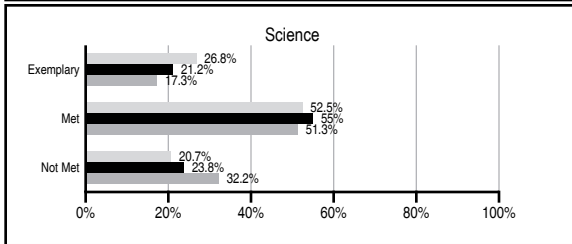
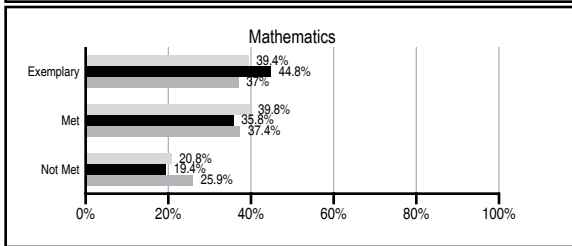
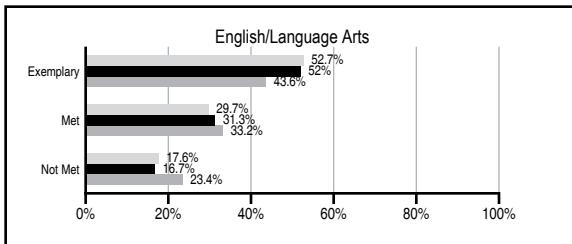
ABSOLUTE RATINGS OF ELEMENTARY SCHOOLS WITH STUDENTS LIKE OURS*

EXCELLENT	GOOD	AVERAGE	BELOW AVERAGE	AT-RISK
36	22	6	1	0

* Ratings are calculated with data available by 11/07/2012. Schools with Students Like Ours are Elementary Schools with Poverty Indices of no more than 5% above or below the index for this school.

PASS PERFORMANCE

Our School
 Elementary Schools with Students Like Ours
 Elementary schools statewide



NAEP PERFORMANCE*

* Performance reported for SC and nation, data not available at school level. Percentages at NAEP Achievement Levels.



SC PERFORMANCE VISION

By 2020 all students will graduate with the knowledge and skills necessary to compete successfully in the global economy, participate in a democratic society and contribute positively as members of families and communities.

Abbreviations Key

N/A Not Applicable N/AV Not Available N/C Not Collected N/R Not Reported I/S Insufficient Sample TBD To be determined

Pineview Elementary School [Lexington Two]

SCHOOL PROFILE

	Our School	Change from Last Year	Elementary Schools with Students Like Ours	Median Elementary School
Students (n=615)				
Retention rate	0.6%	Up from 0.5%	0.6%	1.0%
Attendance rate	96.9%	Up from 96.2%	96.9%	96.6%
Served by gifted and talented program	N/AV	N/AV	N/AV	N/AV
With disabilities other than speech	N/AV	N/AV	N/AV	N/AV
Older than usual for grade	N/AV	N/AV	N/AV	N/AV
Out-of-school suspensions or expulsions for violent and/or criminal offenses	0.2%	Up from 0.0%	0.0%	0.0%
Teachers (n=36)				
Teachers with advanced degrees	66.7%	Up from 64.7%	63.9%	63.0%
Continuing contract teachers	N/AV	N/AV	N/AV	N/AV
Teachers returning from previous year	91.7%	Up from 90.4%	89.9%	88.7%
Teacher attendance rate	94.2%	Down from 94.5%	95.0%	95.1%
Average teacher salary*	\$50,766	Up 1.4%	\$49,232	\$47,210
Classes not taught by highly qualified teachers	0.0%	No Change	0.0%	0.0%
Professional development days/teacher	16.3 days	Up from 6.2 days	10.2 days	10.5 days
School				
Principal's years at school	4.0	Up from 3.0	5.0	4.0
Student-teacher ratio in core subjects	23.0 to 1	Down from 23.5 to 1	20.7 to 1	20.0 to 1
Prime instructional time	91.0%	Up from 89.9%	90.7%	90.5%
Opportunities in the arts	Good	No Change	Good	Good
SACS accreditation	Yes	No Change	Yes	Yes
Parents attending conferences	98.5%	Down from 99.2%	100.0%	100.0%
Character development program	Excellent	No Change	Excellent	Excellent
Dollars spent per pupil**	\$5,971	Down 5.9%	\$6,765	\$7,247
Percent of expenditures for instruction**	69.8%	Down from 70.3%	69.9%	68.2%
Percent of expenditures for teacher salaries**	69.0%	Down from 69.2%	68.0%	65.7%
ESEA composite index score	92.3	N/A	95.4	91.9

* Length of contract = 185+ days.

** Prior year audited financial data available.

EVALUATION RESULTS

	Teachers	Students*	Parents*
Number of surveys returned	30	98	67
Percent satisfied with learning environment	86.7%	91.8%	96.9%
Percent satisfied with social and physical environment	93.3%	91.7%	93.9%
Percent satisfied with school-home relations	93.3%	93.8%	93.9%

*Only students at the highest elementary school grade level at this school and their parents were included.

REPORT OF PRINCIPAL AND SCHOOL IMPROVEMENT COUNCIL

Pineview Elementary School once again had an impressive year. Our School Improvement Council and Parent Teacher Association maintained a strong relationship and have partnered on several projects to raise funds for various needs of the school. We started the year off by revitalizing an unused area on campus and developed it into a beautiful garden area that students will enjoy for years to come. This was accomplished through a \$4,500.00 grant from Lowes Toolbox for Education. The prior year, our SIC was awarded this grant and was actively supported by the PTA. The work was completed during the school year and dramatically enhanced this area of our school. Collaborating with the PTA again, the school raised sufficient funds to replace an outdated and damaged sign in front of the school. The school adopted an updated panther logo to represent Pineview and was displayed throughout the school. Teachers, parents and students are all excited about the new look.

Pineview made strides in safety-related issues. A revised student identification plan was implemented during our dismissal procedures preventing any student from being dismissed without proper parent or guardian identification. Pineview was recognized by the fire marshal for excellent implementation of procedures and drills. Our PTA replaced outdated playground equipment meeting safety codes.

Pineview made impressive technology advances for the staff and students. Smartboards have been installed and utilized in all remaining homerooms and selected special area classes. Our PTA assisted by contributing over \$8000.00 to complete this three year project. Ipads were introduced this year in phases, and the school issued one to each teacher. Additional ipads are available in the media center for student use.

Academically, Pineview continued to move forward. PASS data from the beginning of the school year showed improvement in social studies and writing. MAP scores increased from the fall to the spring in all grade levels placing Pineview's scores equal to or exceeding national norms in reading and math. Pineview also invested in reading intervention resources, additional books for the literacy libraries, and school-wide computer programs. Preparations have also been made as we transition to the upcoming Common Core Standards. Pineview was recognized with the Palmetto Silver Award and received a "Good" rating on the State Report Card.

Mrs. Cindy K. Stiltner, Principal
Mr. Brad Giles, Chairman of the School Improvement Council

Comprehensive detail, including definitions of ratings, performance criteria, and explanations of status, is available on www.ed.sc.gov and www.eoc.sc.gov as well as school and school district websites.

Printed versions are available from school districts upon request.

Abbreviations Key

N/A Not Applicable N/AV Not Available N/C Not Collected N/R Not Reported I/S Insufficient Sample TBD To be determined
NI Newly Identified CSI Continuing School Improvement CA Corrective Action RP Plan to Restructure R Restructure DELAY School Improvement Status HOLD School Improvement Status