



SC Annual School Report Card Summary

Congaree Elementary
 Lexington Two
 Grades: 2-5
 Principal: Jeff Becker
 Superintendent: Venus J. Holland, Ed.D.
 Board Chair: William H. "Bill" Bingham, Jr.

Enrollment: 403

PERFORMANCE

Comprehensive detail, including definitions of ratings, performance criteria, and explanations of status, is available on www.ed.sc.gov and www.eoc.sc.gov as well as school and school district websites. Printed versions are available from school districts upon request.

YEAR	ABSOLUTE RATING	GROWTH RATING	PALMETTO GOLD AND SILVER AWARD		ESEA/FEDERAL ACCOUNTABILITY RATING SYSTEM	
			General Performance	Closing the Gap	ESEA Grade	Accountability Indicator
2012	Average	Good	TBD	TBD	B	N/A
2011	Average	Average	Silver	N/A	Not Met	RP
2010	Average	Excellent	Gold	Silver	Met	CA-DELAY

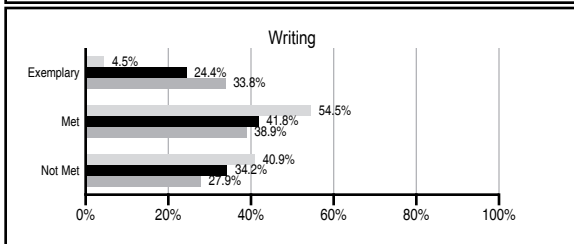
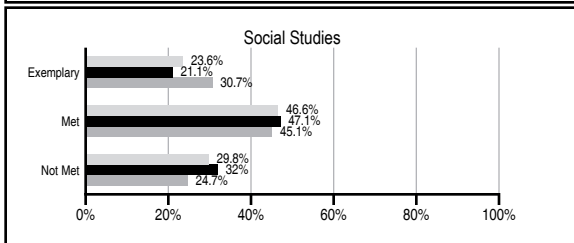
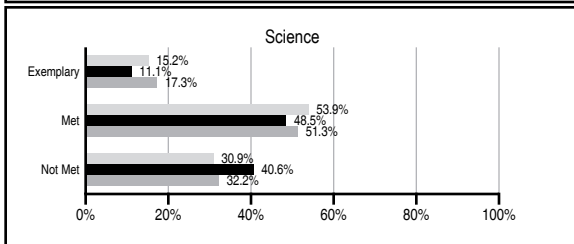
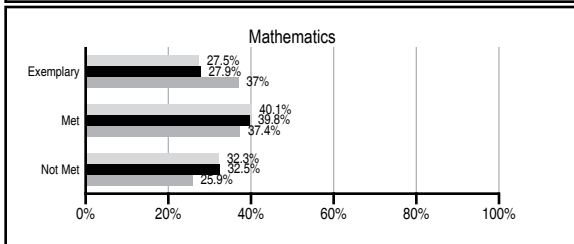
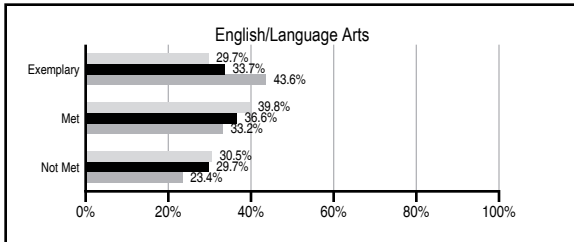
ABSOLUTE RATINGS OF ELEMENTARY SCHOOLS WITH STUDENTS LIKE OURS*

EXCELLENT	GOOD	AVERAGE	BELOW AVERAGE	AT-RISK
9	18	96	21	5

* Ratings are calculated with data available by 11/07/2012. Schools with Students Like Ours are Elementary Schools with Poverty Indices of no more than 5% above or below the index for this school.



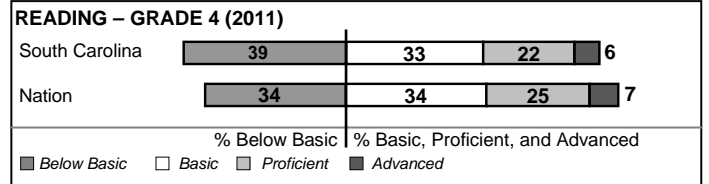
PASS PERFORMANCE

Our School
 Elementary Schools with Students Like Ours
 Elementary schools statewide



NAEP PERFORMANCE*

* Performance reported for SC and nation, data not available at school level. Percentages at NAEP Achievement Levels.



SC PERFORMANCE VISION

By 2020 all students will graduate with the knowledge and skills necessary to compete successfully in the global economy, participate in a democratic society and contribute positively as members of families and communities.

Abbreviations Key

N/A Not Applicable N/AV Not Available N/C Not Collected N/R Not Reported I/S Insufficient Sample TBD To be determined

Congaree Elementary [Lexington Two]

SCHOOL PROFILE

	Our School	Change from Last Year	Elementary Schools with Students Like Ours	Median Elementary School
Students (n=403)				
Retention rate	0.0%	No Change	1.3%	1.0%
Attendance rate	96.5%	No Change	96.2%	96.6%
Served by gifted and talented program	N/AV	N/AV	N/AV	N/AV
With disabilities other than speech	N/AV	N/AV	N/AV	N/AV
Older than usual for grade	N/AV	N/AV	N/AV	N/AV
Out-of-school suspensions or expulsions for violent and/or criminal offenses	0.5%	Up from 0.0%	0.0%	0.0%
Teachers (n=23)				
Teachers with advanced degrees	73.9%	Up from 68.0%	61.1%	63.0%
Continuing contract teachers	N/AV	N/AV	N/AV	N/AV
Teachers returning from previous year	86.6%	Up from 85.9%	87.8%	88.7%
Teacher attendance rate	94.6%	No Change	94.9%	95.1%
Average teacher salary*	\$46,706	Down 1.4%	\$46,102	\$47,210
Classes not taught by highly qualified teachers	3.7%	Up from 0.0%	0.0%	0.0%
Professional development days/teacher	8.6 days	Down from 9.6 days	10.7 days	10.5 days
School				
Principal's years at school	5.0	Up from 4.0	4.0	4.0
Student-teacher ratio in core subjects	23.9 to 1	Up from 21.5 to 1	19.1 to 1	20.0 to 1
Prime instructional time	90.3%	Down from 90.6%	90.1%	90.5%
Opportunities in the arts	Good	No Change	Good	Good
SACS accreditation	Yes	No Change	Yes	Yes
Parents attending conferences	100.0%	Up from 95.8%	100.0%	100.0%
Character development program	Good	Up from Average	Excellent	Excellent
Dollars spent per pupil**	\$6,949	Down 7.8%	\$7,528	\$7,247
Percent of expenditures for instruction**	65.0%	Down from 69.4%	67.4%	68.2%
Percent of expenditures for teacher salaries**	62.6%	Down from 64.6%	63.9%	65.7%
ESEA composite index score	84.1	N/A	88.4	91.9

* Length of contract = 185+ days.

** Prior year audited financial data available.

EVALUATION RESULTS

	Teachers	Students*	Parents*
Number of surveys returned	15	92	32
Percent satisfied with learning environment	93.3%	89.0%	81.3%
Percent satisfied with social and physical environment	93.3%	83.3%	78.1%
Percent satisfied with school-home relations	93.3%	88.0%	64.5%

*Only students at the highest elementary school grade level at this school and their parents were included.

REPORT OF PRINCIPAL AND SCHOOL IMPROVEMENT COUNCIL

Congaree Elementary School is a public, rural elementary school located southwest of the Columbia Metropolitan Airport in South Congaree, a community of almost 2,400 residents. First opened in 1959, Congaree Elementary serves 400 students in the 2nd-5th grades. Congaree Elementary School has been accredited through SACS since 1971. Our school motto shares the feeling one gets upon entering the building: "At Congaree Our Character Counts!"

New initiatives this school year include Positive Behavior and Interventions and Supports (PBIS), purchasing a class set of iPads, and expanding the Literacy Library. Students regularly work on reading skills through Compass Learning and on math skills through First in Math, both in the classroom and in the computer lab. Our Professional Learning Communities emphasized small group instruction in the classroom with Title I tutors. Small group guided reading instruction, Habits of Mind, and implementation of District Math Framing. Our RTI committee implemented Level II and limited Level III intervention for at risk students.

Our School Improvement Council and Parent Teacher Organization actively support the teaching and learning at Congaree Elementary School through various projects. PTO sponsored a Family Fun Night, skating night, holiday ship, movie night, and spring dance. PTO collects many recycling items such as box tops, Capri Suns, Campbell's soup labels, and Tyson labels to benefit the school. PTO assisted in sponsoring field trips, teach appreciation, and PTO also purchased many educational programs on the computers for students to have access. PTO has purchased new flags and flag poles for the cafeteria. PTO purchased flowers that our student council planted in front of our school. Our school raised funds for the Ronald McDonald House and \$1800 for Jump Rope for Heart.

To encourage parent participation and involvement we hosted Family Literacy Night, Math Night, two Book Fairs, a Veteran's Day Celebration, and Author's Tea. Students earned quarterly awards for academics and attendance, as well as monthly awards for character and citizenship. Yearly awards ceremonies are held at the end of the school year. Students participate in character education, Congaree Careers, special needs awareness, and after school programs include: Drama Club, Chorus, By-Lines writing club.

We thank our parents and community volunteers for their support and time spent investing in the education of the children at Congaree Elementary School. We look forward to continued growth in teaching and learning of school community in the year to come.

Jeffrey S. Willis, SIC Chair
Jeff Becker, Principal

Comprehensive detail, including definitions of ratings, performance criteria, and explanations of status, is available on www.ed.sc.gov and www.eoc.sc.gov as well as school and school district websites.

Printed versions are available from school districts upon request.

Abbreviations Key

N/A Not Applicable N/AV Not Available N/C Not Collected N/R Not Reported I/S Insufficient Sample TBD To be determined
NI Newly Identified CSI Continuing School Improvement CA Corrective Action RP Plan to Restructure R Restructure DELAY School Improvement Status HOLD School Improvement Status