



SC Annual School Report Card Summary

B-C Grammar School No.1
Lexington Two
Grades: K-5 Enrollment: 387
Principal: Walter Clark
Superintendent: Venus J. Holland, Ed.D.
Board Chair: William H. "Bill" Bingham, Jr.

PERFORMANCE

Comprehensive detail, including definitions of ratings, performance criteria, and explanations of status, is available on www.ed.sc.gov and www.eoc.sc.gov as well as school and school district websites. Printed versions are available from school districts upon request.

YEAR	ABSOLUTE RATING	GROWTH RATING	PALMETTO GOLD AND SILVER AWARD		ESEA/FEDERAL ACCOUNTABILITY RATING SYSTEM	
			General Performance	Closing the Gap	ESEA Grade	Accountability Indicator
2012	Average	Average	TBD	TBD	A	Focus
2011	Good	Average	Silver	N/A	Not Met	N/A
2010	Good	Average	N/A	N/A	Met	N/A

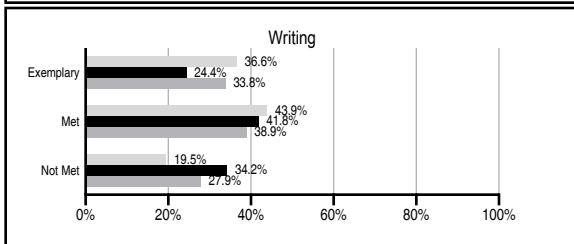
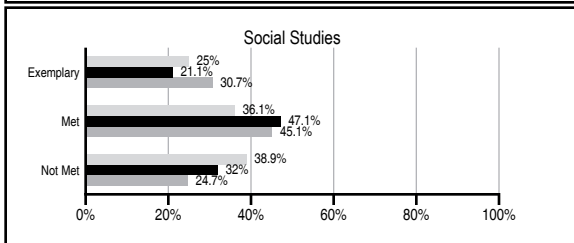
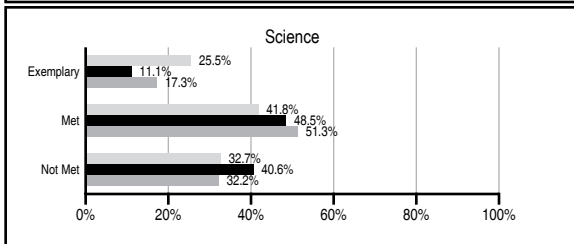
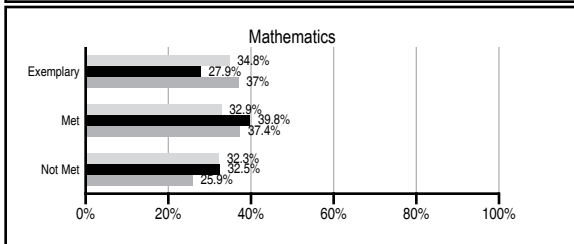
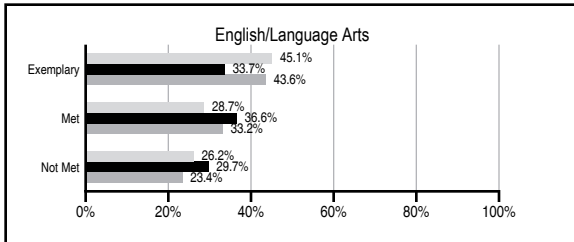
ABSOLUTE RATINGS OF ELEMENTARY SCHOOLS WITH STUDENTS LIKE OURS*

EXCELLENT	GOOD	AVERAGE	BELOW AVERAGE	AT-RISK
9	18	96	21	5

* Ratings are calculated with data available by 11/07/2012. Schools with Students Like Ours are Elementary Schools with Poverty Indices of no more than 5% above or below the index for this school.

PASS PERFORMANCE

Our School
 Elementary Schools with Students Like Ours
 Elementary schools statewide



NAEP PERFORMANCE*

* Performance reported for SC and nation, data not available at school level. Percentages at NAEP Achievement Levels.



SC PERFORMANCE VISION

By 2020 all students will graduate with the knowledge and skills necessary to compete successfully in the global economy, participate in a democratic society and contribute positively as members of families and communities.

Abbreviations Key

N/A Not Applicable N/AV Not Available N/C Not Collected N/R Not Reported I/S Insufficient Sample TBD To be determined

B-C Grammar School No.1 [Lexington Two]

SCHOOL PROFILE

	Our School	Change from Last Year	Elementary Schools with Students Like Ours	Median Elementary School
Students (n=387)				
Retention rate	0.0%	No Change	1.3%	1.0%
Attendance rate	99.9%	Up from 98.5%	96.2%	96.6%
Served by gifted and talented program	N/AV	N/AV	N/AV	N/AV
With disabilities other than speech	N/AV	N/AV	N/AV	N/AV
Older than usual for grade	N/AV	N/AV	N/AV	N/AV
Out-of-school suspensions or expulsions for violent and/or criminal offenses	0.3%	Up from 0.0%	0.0%	0.0%
Teachers (n=26)				
Teachers with advanced degrees	76.9%	Down from 77.8%	61.1%	63.0%
Continuing contract teachers	N/AV	N/AV	N/AV	N/AV
Teachers returning from previous year	88.1%	Up from 87.0%	87.8%	88.7%
Teacher attendance rate	94.3%	Up from 93.2%	94.9%	95.1%
Average teacher salary*	\$51,603	Up 2.1%	\$46,102	\$47,210
Classes not taught by highly qualified teachers	0.0%	No Change	0.0%	0.0%
Professional development days/teacher	18.6 days	Down from 21.1 days	10.7 days	10.5 days
School				
Principal's years at school	6.0	Up from 5.0	4.0	4.0
Student-teacher ratio in core subjects	20.5 to 1	Down from 21.7 to 1	19.1 to 1	20.0 to 1
Prime instructional time	93.2%	Up from 90.8%	90.1%	90.5%
Opportunities in the arts	Good	No Change	Good	Good
SACS accreditation	Yes	No Change	Yes	Yes
Parents attending conferences	100.0%	No Change	100.0%	100.0%
Character development program	Good	Down from Excellent	Excellent	Excellent
Dollars spent per pupil**	\$8,759	Down 3.0%	\$7,528	\$7,247
Percent of expenditures for instruction**	66.4%	Down from 70.0%	67.4%	68.2%
Percent of expenditures for teacher salaries**	65.1%	Down from 67.8%	63.9%	65.7%
ESEA composite index score	90.8	N/A	88.4	91.9

* Length of contract = 185+ days.

** Prior year audited financial data available.

REPORT OF PRINCIPAL AND SCHOOL IMPROVEMENT COUNCIL

At B-C Grammar School No.1 we recognize students as individuals with unique intellectual, social, and physical abilities. We cultivate these abilities through rich and varied educational experiences. Our approach to teaching has become results-based and we have emphasized improving instruction through collaborative efforts during professional development, shared decision making, data team meetings, and common grade level planning time. Our school motto is "Learning Today, Knowing Tomorrow." We believe that what students learn today will prepare them for success tomorrow. We are very excited about our Response to Intervention Initiative that targets students in kindergarten, first and second grade. We have seen good results and look forward to greater results next year. Other intervention programs such as Read 120, ACTS (A Chance To Succeed) and Focus Groups will continue to play an integral role in the educational program at B-C Grammar School No.1. The overall success we experienced this year would not have been possible without the continued support of our faculty, staff, parents, SIC, PTA, and school community. B-C No. 1 is a magnet school for the OASIS Academy, a full-day academically accelerated program for selected students who qualify for state gifted and talented services. We have one class at each grade level, 3 - 5. Within the OASIS program, we offer an exciting array of enrichment activities for students. It strives to identify and develop each child's gifts and talents by creating opportunities for accelerated growth. This program challenges the most gifted students using existing resources. We have a part-time assistant principal, a full-time guidance counselor, a full-time nurse, and a school-based mental health counselor. We have seven teachers who are National Board certified. Our Teacher of the Year is Carin Sease. Our Staff Person of the Year is Kelly Allen. BC #1 looks forward to another exciting school year."

Walter Clark, Principal
Gloria Washington, SIC-Chair Person

EVALUATION RESULTS

	Teachers	Students*	Parents*
Number of surveys returned	15	46	36
Percent satisfied with learning environment	60.0%	93.5%	94.4%
Percent satisfied with social and physical environment	80.0%	84.8%	86.1%
Percent satisfied with school-home relations	60.0%	97.8%	86.1%

*Only students at the highest elementary school grade level at this school and their parents were included.

Comprehensive detail, including definitions of ratings, performance criteria, and explanations of status, is available on www.ed.sc.gov and www.eoc.sc.gov as well as school and school district websites.

Printed versions are available from school districts upon request.

Abbreviations Key

N/A Not Applicable N/AV Not Available N/C Not Collected N/R Not Reported I/S Insufficient Sample TBD To be determined
NI Newly Identified CSI Continuing School Improvement CA Corrective Action RP Plan to Restructure R Restructure DELAY School Improvement Status HOLD School Improvement Status