



SC Annual School Report Card Summary

Eastside Elementary School
 Laurens County School District 56
 Grades: PK-5 Enrollment: 443
 Principal: Melodie Edwards
 Superintendent: David C. O'Shields
 Board Chair: Jim Barton

PERFORMANCE

Comprehensive detail, including definitions of ratings, performance criteria, and explanations of status, is available on www.ed.sc.gov and www.eoc.sc.gov as well as school and school district websites. Printed versions are available from school districts upon request.

YEAR	ABSOLUTE RATING	GROWTH RATING	PALMETTO GOLD AND SILVER AWARD		ESEA/FEDERAL ACCOUNTABILITY RATING SYSTEM	
			General Performance	Closing the Gap	ESEA Grade	Accountability Indicator
2012	Excellent	Excellent	TBD	TBD	B	Focus
2011	Excellent	Good	Gold	Silver	Met	N/A
2010	Good	Excellent	Gold	Silver	Met	N/A

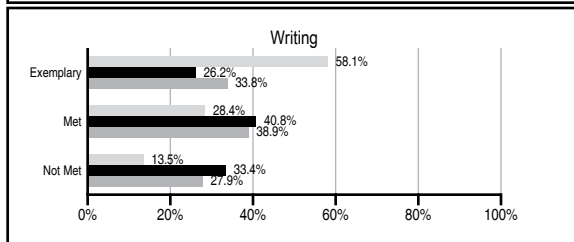
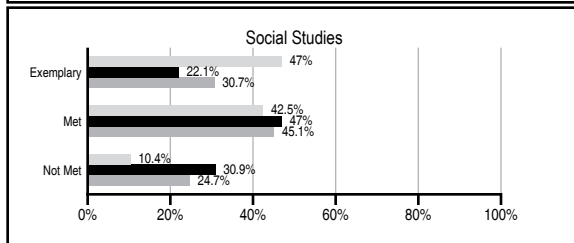
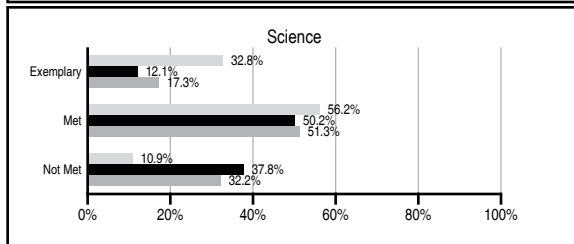
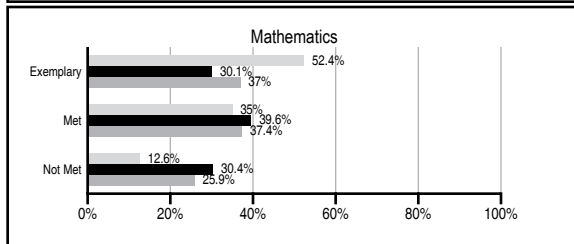
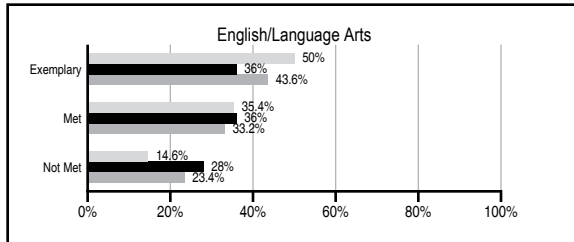
ABSOLUTE RATINGS OF ELEMENTARY SCHOOLS WITH STUDENTS LIKE OURS*

EXCELLENT	GOOD	AVERAGE	BELOW AVERAGE	AT-RISK
8	21	86	11	2

* Ratings are calculated with data available by 11/07/2012. Schools with Students Like Ours are Elementary Schools with Poverty Indices of no more than 5% above or below the index for this school.

PASS PERFORMANCE

Our School
 Elementary Schools with Students Like Ours
 Elementary schools statewide



NAEP PERFORMANCE*

* Performance reported for SC and nation, data not available at school level. Percentages at NAEP Achievement Levels.



SC PERFORMANCE VISION

By 2020 all students will graduate with the knowledge and skills necessary to compete successfully in the global economy, participate in a democratic society and contribute positively as members of families and communities.

Abbreviations Key

N/A Not Applicable N/AV Not Available N/C Not Collected N/R Not Reported I/S Insufficient Sample TBD To be determined

Eastside Elementary School
[Laurens County School District 56]

SCHOOL PROFILE

	Our School	Change from Last Year	Elementary Schools with Students Like Ours	Median Elementary School
Students (n=443)				
Retention rate	4.3%	Up from 3.9%	1.4%	1.0%
Attendance rate	96.7%	Up from 96.0%	96.3%	96.6%
Served by gifted and talented program	N/AV	N/AV	N/AV	N/AV
With disabilities other than speech	N/AV	N/AV	N/AV	N/AV
Older than usual for grade	N/AV	N/AV	N/AV	N/AV
Out-of-school suspensions or expulsions for violent and/or criminal offenses	0.0%	No Change	0.0%	0.0%
Teachers (n=25)				
Teachers with advanced degrees	60.0%	Down from 61.5%	61.1%	63.0%
Continuing contract teachers	N/AV	N/AV	N/AV	N/AV
Teachers returning from previous year	85.8%	Up from 81.3%	88.2%	88.7%
Teacher attendance rate	N/R	N/R	94.8%	95.1%
Average teacher salary*	\$47,195	Up 2.6%	\$46,662	\$47,210
Classes not taught by highly qualified teachers	0.0%	No Change	0.0%	0.0%
Professional development days/teacher	0.5 days	Down from 10.3 days	11.1 days	10.5 days
School				
Principal's years at school	3.0	Up from 2.0	4.0	4.0
Student-teacher ratio in core subjects	23.7 to 1	Up from 21.0 to 1	19.7 to 1	20.0 to 1
Prime instructional time	N/R	N/R	89.7%	90.5%
Opportunities in the arts	Good	Up from Fair	Good	Good
SACS accreditation	Yes	No Change	Yes	Yes
Parents attending conferences	100.0%	Up from 99.2%	100.0%	100.0%
Character development program	Average	No Change	Excellent	Excellent
Dollars spent per pupil**	\$7,207	Down 11.5%	\$7,390	\$7,247
Percent of expenditures for instruction**	61.4%	Down from 67.8%	68.2%	68.2%
Percent of expenditures for teacher salaries**	59.0%	Down from 62.3%	65.0%	65.7%
ESEA composite index score	88.6	N/A	89.4	91.9

* Length of contract = 185+ days.

** Prior year audited financial data available.

EVALUATION RESULTS

	Teachers	Students*	Parents*
Number of surveys returned	26	73	57
Percent satisfied with learning environment	92.0%	97.3%	92.7%
Percent satisfied with social and physical environment	92.3%	95.9%	83.6%
Percent satisfied with school-home relations	92.3%	95.9%	86.0%

*Only students at the highest elementary school grade level at this school and their parents were included.

REPORT OF PRINCIPAL AND SCHOOL IMPROVEMENT COUNCIL

Eastside Elementary School's success is grounded in a strong, positive school/community partnership and an excellence in teaching and learning. Our school thrives on common values, traditions, and ceremonies that exemplify the significance we place on the teaching/learning environment. The faculty and staff at Eastside are committed to high levels of student achievement. This commitment is seen in the achievement of all students. As a school, we know that the relationships we develop with our students and the quality of instruction we provide will create an optimal learning environment for our children. Because of this, a focus on student engagement has been established at our school. Eastside students continue to score above the state average on the Palmetto Achievement Challenge Tests. This year our school received a Gold Award for achievement on the Palmetto Achievement Challenge Tests. In addition, Eastside Elementary has been recognized by the Education Oversight Committee for closing the achievement gap. The interpretation of student data is an important part of daily instruction at Eastside. MAP, PACT, and running records are some of the results used to provide targeted instruction for students. Administrators and teachers conduct conferences with students to discuss individual MAP results and to set goals for progress. As a result, students are aware of the standards they are expected to master and become more responsible, active participants in their learning. Providing employees with encouragement, resources, and time for planning and reflection is an important part of the teaching/learning environment at Eastside. In addition to daily common grade level planning, professional development is provided weekly to all teachers through our TAP Cluster Meetings. While academics are our focus, opportunities to experience success beyond the classroom are available through other avenues such as National Junior BETA Club, safety patrol, and Good News Club. . Students and staff support their community through their participation in service learning projects such as Relay For Life, holiday food drives, and United Way. Students at Eastside are recognized every nine weeks for academics and good character. We are proud of the success of our students at Eastside!

Comprehensive detail, including definitions of ratings, performance criteria, and explanations of status, is available on www.ed.sc.gov and www.eoc.sc.gov as well as school and school district websites.

Printed versions are available from school districts upon request.

Abbreviations Key

N/A Not Applicable N/AV Not Available N/C Not Collected N/R Not Reported I/S Insufficient Sample TBD To be determined
 NI Newly Identified CSI Continuing School Improvement CA Corrective Action RP Plan to Restructure R Restructure DELAY School Improvement Status HOLD School Improvement Status