



SC Annual School Report Card Summary

Joanna-Woodson Elementary School
 Laurens County School District 56
 Grades: PK-5 Enrollment: 291
 Principal: Mr. Eddie Marshall
 Superintendent: David C. O'Shields
 Board Chair: Jim Barton

PERFORMANCE

Comprehensive detail, including definitions of ratings, performance criteria, and explanations of status, is available on www.ed.sc.gov and www.eoc.sc.gov as well as school and school district websites. Printed versions are available from school districts upon request.

YEAR	ABSOLUTE RATING	GROWTH RATING	PALMETTO GOLD AND SILVER AWARD		ESEA/FEDERAL ACCOUNTABILITY RATING SYSTEM	
			General Performance	Closing the Gap	ESEA Grade	Accountability Indicator
2012	Average	Good	TBD	TBD	A	Reward
2011	Average	Good	Silver	N/A	Met	N/A
2010	Average	Average	N/A	N/A	Met	N/A

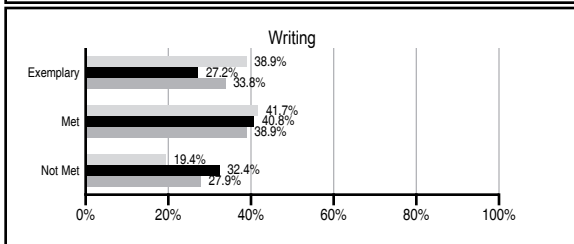
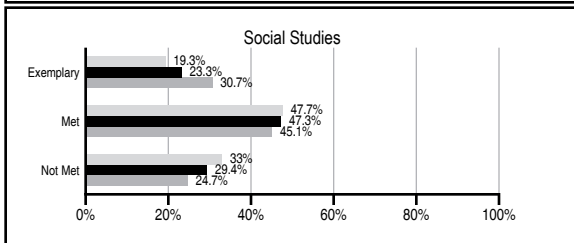
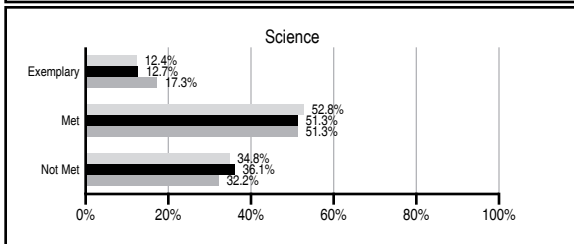
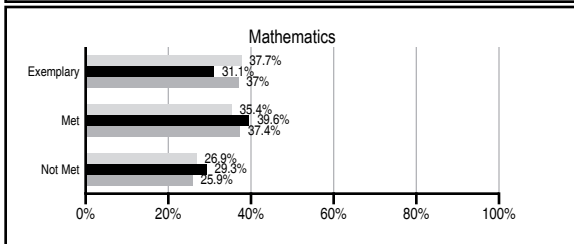
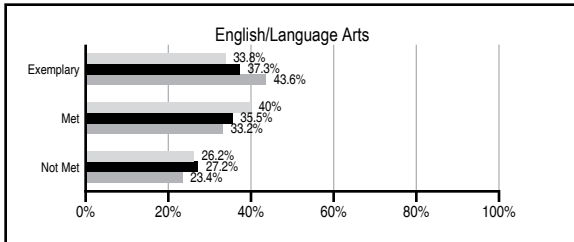
ABSOLUTE RATINGS OF ELEMENTARY SCHOOLS WITH STUDENTS LIKE OURS*

EXCELLENT	GOOD	AVERAGE	BELOW AVERAGE	AT-RISK
10	25	86	11	1

* Ratings are calculated with data available by 11/07/2012. Schools with Students Like Ours are Elementary Schools with Poverty Indices of no more than 5% above or below the index for this school.

PASS PERFORMANCE

Our School
 Elementary Schools with Students Like Ours
 Elementary schools statewide



NAEP PERFORMANCE*

* Performance reported for SC and nation, data not available at school level. Percentages at NAEP Achievement Levels.



SC PERFORMANCE VISION

By 2020 all students will graduate with the knowledge and skills necessary to compete successfully in the global economy, participate in a democratic society and contribute positively as members of families and communities.

Abbreviations Key

N/A Not Applicable N/AV Not Available N/C Not Collected N/R Not Reported I/S Insufficient Sample TBD To be determined

Joanna-Woodson Elementary School
[Laurens County School District 56]

SCHOOL PROFILE

	Our School	Change from Last Year	Elementary Schools with Students Like Ours	Median Elementary School
Students (n=291)				
Retention rate	2.4%	Down from 2.5%	1.4%	1.0%
Attendance rate	95.9%	Up from 95.5%	96.3%	96.6%
Served by gifted and talented program	N/AV	N/AV	N/AV	N/AV
With disabilities other than speech	N/AV	N/AV	N/AV	N/AV
Older than usual for grade	N/AV	N/AV	N/AV	N/AV
Out-of-school suspensions or expulsions for violent and/or criminal offenses	0.0%	No Change	0.0%	0.0%
Teachers (n=17)				
Teachers with advanced degrees	41.2%	Down from 52.9%	61.2%	63.0%
Continuing contract teachers	N/AV	N/AV	N/AV	N/AV
Teachers returning from previous year	82.9%	Down from 83.3%	88.6%	88.7%
Teacher attendance rate	97.4%	Up from 96.8%	94.9%	95.1%
Average teacher salary*	\$45,866	Down 3.8%	\$46,948	\$47,210
Classes not taught by highly qualified teachers	6.7%	Up from 0.0%	0.0%	0.0%
Professional development days/teacher	10.8 days	Up from 7.5 days	10.7 days	10.5 days
School				
Principal's years at school	3.0	Up from 2.0	4.0	4.0
Student-teacher ratio in core subjects	17.2 to 1	Down from 20.4 to 1	20.0 to 1	20.0 to 1
Prime instructional time	92.1%	Up from 91.2%	89.9%	90.5%
Opportunities in the arts	Good	No Change	Good	Good
SACS accreditation	Yes	No Change	Yes	Yes
Parents attending conferences	100.0%	No Change	100.0%	100.0%
Character development program	Excellent	No Change	Excellent	Excellent
Dollars spent per pupil**	\$8,251	Down 2.3%	\$7,307	\$7,247
Percent of expenditures for instruction**	59.7%	Up from 59.3%	68.2%	68.2%
Percent of expenditures for teacher salaries**	56.9%	Up from 55.3%	65.1%	65.7%
ESEA composite index score	94.7	N/A	88.4	91.9

* Length of contract = 185+ days.

** Prior year audited financial data available.

EVALUATION RESULTS

	Teachers	Students*	Parents*
Number of surveys returned	22	33	26
Percent satisfied with learning environment	100.0%	90.9%	80.8%
Percent satisfied with social and physical environment	100.0%	93.9%	83.3%
Percent satisfied with school-home relations	90.9%	90.9%	76.9%

*Only students at the highest elementary school grade level at this school and their parents were included.

REPORT OF PRINCIPAL AND SCHOOL IMPROVEMENT COUNCIL

Joanna-Woodson Elementary School continues to provide a positive and safe environment for all, which promotes high academic standards and expectations for all students. JWES is committed to preparing students to become ethical and productive citizens by achieving excellence, embracing change, and forging new traditions.

Academic excellence for all students continues to be our goal. Joanna-Woodson was recognized this year with a Palmetto Silver Award for academic excellence and Average Yearly Progress (AYP) was met. The focus this year has been increasing the active engagement of our students with the implementation of the interactive notebooks in Science and Social Studies, which includes developing and implementing strategies for classroom instruction. By continuing to be a part of TAP, The System for Teacher and Student Achievement, we have participated in extensive professional development during our cluster meetings each week, followed up by instructional implementation in the classroom.

The education of the STARS at Joanna-Woodson is a community effort. Local businesses assist in donation of supplies and funds to support educational programs. Local churches in the attendance area support grade levels and classrooms with any needs that may arise. Community volunteers come in weekly to assist students in reading, math, self-esteem, and other areas. TARGET and other local businesses provided funds to allow our students to participate in field experiences that they would not otherwise have the opportunity to experience. JWES is truly a fine example of the community coming together for one common purpose: EDUCATION.

JWES participated once again in "FUEL UP TO PLAY 60" this year, a program sponsored by the National Dairy Council and the NFL. This program promotes healthy eating and physical activity school wide. The students participated in planting grade level box gardens, classroom physical activity breaks, and a FUTP60 club. A \$4000 grant was provided to assist in this school-wide promotion. Through the grade level garden project, students were about to plant, nurture, harvest, and eat their vegetables. We look forward to continuing this program for years to come. We also participated in the Special Olympics Project Unify, a program to show that we respect everyone. This program was a tremendous success for everyone.

JWES is a small school with a huge heart for others. Together we collected food for our local food bank, and raised funds for March of Dimes and Relay for Life. This goes to show that small acts of kindness can make a world of difference.

We are blessed to have such wonderful support all around us and know that there are people out in the world that truly care about our future, our children. We will continue to work together as we strive for Excellence...One STAR At A Time.

George E. Marshall, Jr., Principal
 Billy Leopard, Jr., SIC Chairperson

Comprehensive detail, including definitions of ratings, performance criteria, and explanations of status, is available on www.ed.sc.gov and www.eoc.sc.gov as well as school and school district websites.

Printed versions are available from school districts upon request.

Abbreviations Key

N/A Not Applicable N/AV Not Available N/C Not Collected N/R Not Reported I/S Insufficient Sample TBD To be determined
 NI Newly Identified CSI Continuing School Improvement CA Corrective Action RP Plan to Restructure R Restructure DELAY School Improvement Status HOLD School Improvement Status