



SC Annual School Report Card Summary

Waterloo Elementary School
 Laurens School District 55
 Grades: PK-6 Enrollment: 315
 Principal: Taria D Stokes
 Superintendent: Dr. Billy R. Strickland
 Board Chair: Rev. Charlie Short

PERFORMANCE

Comprehensive detail, including definitions of ratings, performance criteria, and explanations of status, is available on www.ed.sc.gov and www.eoc.sc.gov as well as school and school district websites. Printed versions are available from school districts upon request.

YEAR	ABSOLUTE RATING	GROWTH RATING	PALMETTO GOLD AND SILVER AWARD		ESEA/FEDERAL ACCOUNTABILITY RATING SYSTEM	
			General Performance	Closing the Gap	ESEA Grade	Accountability Indicator
2012	Excellent	Excellent	TBD	TBD	A	Reward
2011	Good	Good	Silver	Silver	Met	N/A
2010	Average	Good	Silver	Silver	Met	N/A

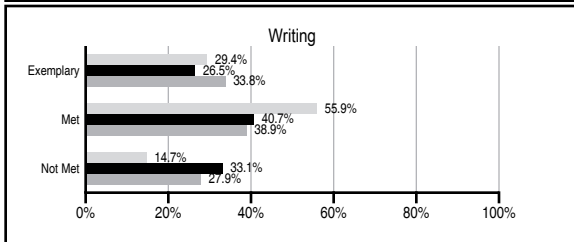
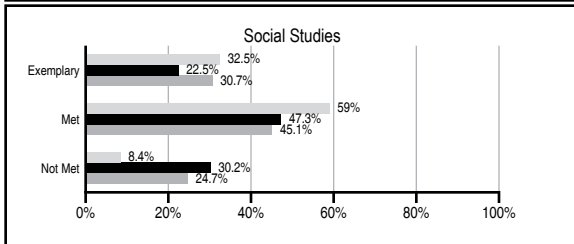
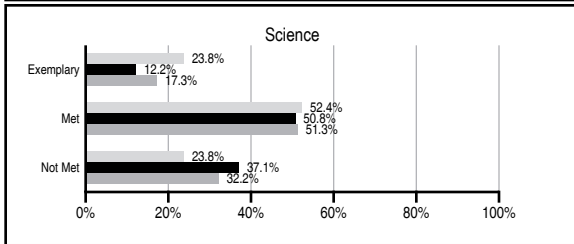
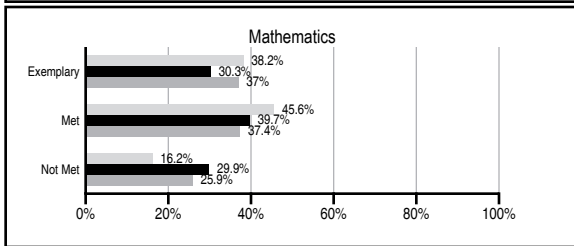
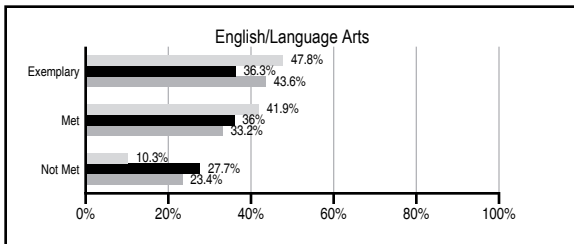
ABSOLUTE RATINGS OF ELEMENTARY SCHOOLS WITH STUDENTS LIKE OURS*

EXCELLENT	GOOD	AVERAGE	BELOW AVERAGE	AT-RISK
9	19	89	11	1

* Ratings are calculated with data available by 11/07/2012. Schools with Students Like Ours are Elementary Schools with Poverty Indices of no more than 5% above or below the index for this school.

PASS PERFORMANCE

Our School
 Elementary Schools with Students Like Ours
 Elementary schools statewide



NAEP PERFORMANCE*

* Performance reported for SC and nation, data not available at school level. Percentages at NAEP Achievement Levels.



SC PERFORMANCE VISION

By 2020 all students will graduate with the knowledge and skills necessary to compete successfully in the global economy, participate in a democratic society and contribute positively as members of families and communities.

Abbreviations Key

N/A Not Applicable N/AV Not Available N/C Not Collected N/R Not Reported I/S Insufficient Sample TBD To be determined

Waterloo Elementary School [Laurens School District

SCHOOL PROFILE

	Our School	Change from Last Year	Elementary Schools with Students Like Ours	Median Elementary School
Students (n=315)				
Retention rate	2.5%	Down from 3.8%	1.5%	1.0%
Attendance rate	96.3%	Up from 95.9%	96.3%	96.6%
Served by gifted and talented program	N/AV	N/AV	N/AV	N/AV
With disabilities other than speech	N/AV	N/AV	N/AV	N/AV
Older than usual for grade	N/AV	N/AV	N/AV	N/AV
Out-of-school suspensions or expulsions for violent and/or criminal offenses	0.0%	No Change	0.0%	0.0%
Teachers (n=17)				
Teachers with advanced degrees	41.2%	Down from 44.4%	61.0%	63.0%
Continuing contract teachers	N/AV	N/AV	N/AV	N/AV
Teachers returning from previous year	77.9%	Up from 74.3%	88.2%	88.7%
Teacher attendance rate	96.8%	Up from 93.0%	94.8%	95.1%
Average teacher salary*	\$39,956	Down 8.3%	\$46,775	\$47,210
Classes not taught by highly qualified teachers	0.0%	No Change	0.0%	0.0%
Professional development days/teacher	9.8 days	Up from 7.3 days	11.0 days	10.5 days
School				
Principal's years at school	4.0	Up from 3.0	4.0	4.0
Student-teacher ratio in core subjects	24.7 to 1	Up from 20.0 to 1	19.8 to 1	20.0 to 1
Prime instructional time	92.1%	Up from 88.4%	89.7%	90.5%
Opportunities in the arts	Good	No Change	Good	Good
SACS accreditation	Yes	No Change	Yes	Yes
Parents attending conferences	100.0%	No Change	100.0%	100.0%
Character development program	Excellent	No Change	Excellent	Excellent
Dollars spent per pupil**	\$6,861	Up 2.8%	\$7,351	\$7,247
Percent of expenditures for instruction**	64.1%	Down from 65.7%	68.3%	68.2%
Percent of expenditures for teacher salaries**	63.1%	Down from 63.5%	65.1%	65.7%
ESEA composite index score	100.0	N/A	89.3	91.9

* Length of contract = 185+ days.

** Prior year audited financial data available.

EVALUATION RESULTS

	Teachers	Students*	Parents*
Number of surveys returned	21	34	27
Percent satisfied with learning environment	100.0%	91.2%	88.9%
Percent satisfied with social and physical environment	100.0%	88.2%	85.2%
Percent satisfied with school-home relations	100.0%	97.0%	73.1%

*Only students at the highest elementary school grade level at this school and their parents were included.

REPORT OF PRINCIPAL AND SCHOOL IMPROVEMENT COUNCIL

Waterloo Elementary is a Title I school in Laurens School District 55 that is located approximately seven miles from downtown Laurens. The learning community at Waterloo is committed to providing all students with the education they need to be successful in life. Student learning and success is the foundation for all activities and programs at Waterloo Elementary. Students are exposed to rich, interesting lessons on a daily basis. Students have the opportunity to participate in math/science night, literacy night, family fun night, fall festival, career expo, student success night, spring dances, and archery competitions at the local and state levels. Students are celebrated for their achievements frequently through MAP growth/achievement parties, a PASS pep rally, and our annual Awards Day program. Due to this focus on achievement, Waterloo has had the privilege of receiving Palmetto Gold and Silver Awards for Closing the Gap and Student Achievement in 2009-10, 2010-11, and 2011-12. Waterloo Elementary is committed to serving the whole child. Therefore, students attend computer, media center, art, music, physical education, and guidance classes. Providing these classes for students allow them the opportunity to obtain the skills they will need to compete in the multi-media age in which we live. The faculty and staff believe that school is a place for not only student learning, but also adult learning. Teachers engage in collaborative planning sessions weekly with our instructional coach and administrative staff to ensure they are delivering age appropriate, standards-based lessons. In addition, teachers attend numerous professional development sessions after school as well as early release days during the school year to enhance their instructional knowledge and skills across content areas. Building a strong home/school connection is essential to the growth of our young learners. Therefore, we invite parents to visit and participate in our school activities. Monthly activities are provided at varying times throughout year to ensure that parents have the opportunity to involve themselves in their child's education. Waterloo Elementary is thrilled about our progress! We look forward to making greater strides in student growth and achievement.

Taria Stokes, Ed.S Principal
Amy Gregory, SIC Chairperson

Comprehensive detail, including definitions of ratings, performance criteria, and explanations of status, is available on www.ed.sc.gov and www.eoc.sc.gov as well as school and school district websites.

Printed versions are available from school districts upon request.

Abbreviations Key

N/A Not Applicable N/AV Not Available N/C Not Collected N/R Not Reported I/S Insufficient Sample TBD To be determined

NI Newly Identified CSI Continuing School Improvement CA Corrective Action RP Plan to Restructure R Restructure DELAY School Improvement Status HOLD School Improvement Status