



SC Annual School Report Card Summary

Gray Court-Owings Elementary
 Laurens School District 55
 Grades: PK-5 Enrollment: 575
 Principal: Mark Adams
 Superintendent: Dr. Billy R. Strickland
 Board Chair: Rev. Charlie Short

PERFORMANCE

Comprehensive detail, including definitions of ratings, performance criteria, and explanations of status, is available on www.ed.sc.gov and www.eoc.sc.gov as well as school and school district websites. Printed versions are available from school districts upon request.

YEAR	ABSOLUTE RATING	GROWTH RATING	PALMETTO GOLD AND SILVER AWARD		ESEA/FEDERAL ACCOUNTABILITY RATING SYSTEM	
			General Performance	Closing the Gap	ESEA Grade	Accountability Indicator
2012	Average	Average	TBD	TBD	C	N/A
2011	Average	Average	Silver	N/A	Not Met	N/A
2010	Average	Average	N/A	N/A	Met	N/A

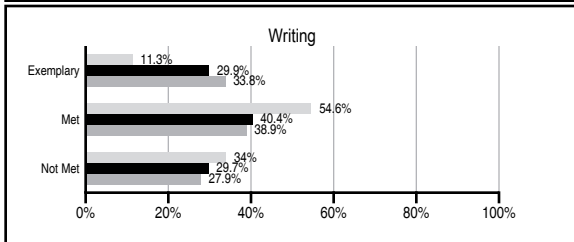
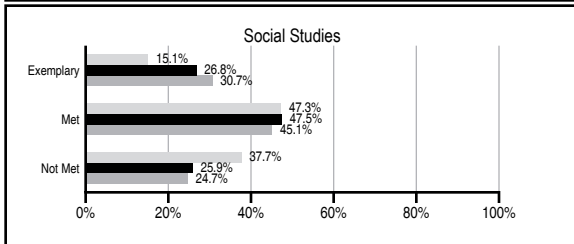
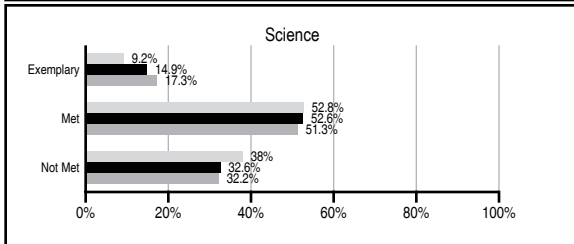
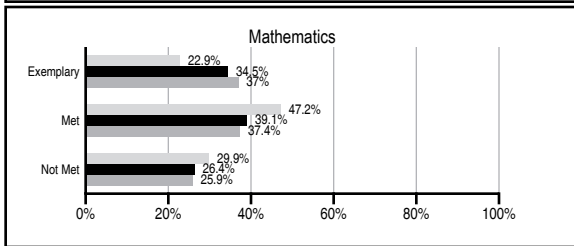
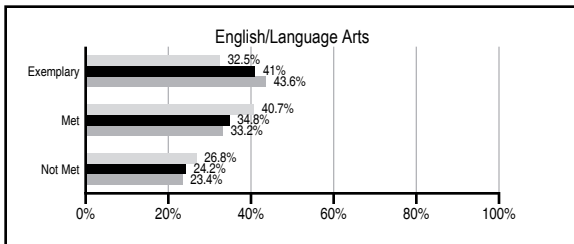
ABSOLUTE RATINGS OF ELEMENTARY SCHOOLS WITH STUDENTS LIKE OURS*

EXCELLENT	GOOD	AVERAGE	BELOW AVERAGE	AT-RISK
16	34	70	5	0

* Ratings are calculated with data available by 11/07/2012. Schools with Students Like Ours are Elementary Schools with Poverty Indices of no more than 5% above or below the index for this school.

PASS PERFORMANCE

Our School
 Elementary Schools with Students Like Ours
 Elementary schools statewide



NAEP PERFORMANCE*

* Performance reported for SC and nation, data not available at school level. Percentages at NAEP Achievement Levels.



SC PERFORMANCE VISION

By 2020 all students will graduate with the knowledge and skills necessary to compete successfully in the global economy, participate in a democratic society and contribute positively as members of families and communities.

Abbreviations Key

N/A Not Applicable N/AV Not Available N/C Not Collected N/R Not Reported I/S Insufficient Sample TBD To be determined

Gray Court-Owings Elementary [Laurens School District

SCHOOL PROFILE

	Our School	Change from Last Year	Elementary Schools with Students Like Ours	Median Elementary School
Students (n=575)				
Retention rate	6.5%	Up from 4.0%	1.3%	1.0%
Attendance rate	96.0%	No Change	96.3%	96.6%
Served by gifted and talented program	N/AV	N/AV	N/AV	N/AV
With disabilities other than speech	N/AV	N/AV	N/AV	N/AV
Older than usual for grade	N/AV	N/AV	N/AV	N/AV
Out-of-school suspensions or expulsions for violent and/or criminal offenses	0.0%	No Change	0.0%	0.0%
Teachers (n=29)				
Teachers with advanced degrees	62.1%	Up from 53.3%	61.8%	63.0%
Continuing contract teachers	N/AV	N/AV	N/AV	N/AV
Teachers returning from previous year	85.7%	Up from 82.4%	89.6%	88.7%
Teacher attendance rate	95.6%	Up from 91.3%	94.9%	95.1%
Average teacher salary*	\$42,894	Down 0.3%	\$47,490	\$47,210
Classes not taught by highly qualified teachers	0.0%	No Change	0.0%	0.0%
Professional development days/teacher	14.9 days	Down from 19.3 days	10.5 days	10.5 days
School				
Principal's years at school	8.0	Up from 7.0	5.0	4.0
Student-teacher ratio in core subjects	23.4 to 1	Up from 22.1 to 1	20.0 to 1	20.0 to 1
Prime instructional time	89.9%	Up from 86.4%	89.7%	90.5%
Opportunities in the arts	Good	No Change	Good	Good
SACS accreditation	Yes	No Change	Yes	Yes
Parents attending conferences	99.9%	Up from 99.0%	100.0%	100.0%
Character development program	Excellent	No Change	Excellent	Excellent
Dollars spent per pupil**	\$4,678	Down 2.0%	\$7,312	\$7,247
Percent of expenditures for instruction**	74.8%	Up from 74.0%	67.7%	68.2%
Percent of expenditures for teacher salaries**	73.5%	Up from 71.0%	65.0%	65.7%
ESEA composite index score	78.6	N/A	88.5	91.9

* Length of contract = 185+ days.

** Prior year audited financial data available.

EVALUATION RESULTS

	Teachers	Students*	Parents*
Number of surveys returned	15	73	36
Percent satisfied with learning environment	100.0%	70.8%	80.0%
Percent satisfied with social and physical environment	100.0%	79.5%	80.6%
Percent satisfied with school-home relations	100.0%	90.4%	77.1%

*Only students at the highest elementary school grade level at this school and their parents were included.

REPORT OF PRINCIPAL AND SCHOOL IMPROVEMENT COUNCIL

Vision: Gray Court-Owings Elementary will be a school of excellence and equity in educational practices for all learners. The mission of Gray Court-Owings Elementary School is to create a community of learners who are responsible and productive citizens. We value commitment to excellence in all we do, active involvement in our school and community and positive, trusting relationships. We envision a climate that promotes learning and personal growth. Academic growth for students is our primary goal. This growth is possible through quality instruction in an engaging learning environment. All of our teachers are highly qualified and fully committed to providing safe, respectful and literacy rich learning opportunities. We continue to work in professional learning communities for planning and professional development. Even in this budget crisis we have been fortunate to continue the services of two part-time coaches in the areas of literacy and math/science. As a result of their influence and the collaboration of teachers, we have seen improved instruction and performance gains in writing and math. We believe in continuous formative assessment and the responsive teaching cycle to inform instruction. Our Title I Project provided funding to support two part-time instructional coaches, a full time lab assistant, one teacher for class size reduction, Adair Outdoor Science Center transportation, parenting supplies and materials and instructional supplies. We strive to be a learning community, and we make every attempt to allow research and best practice to inform and differentiate instruction. This task is accomplished most successfully when professionals see the value of their own continuous learning and growth. Teachers participate in district and school based professional development, work toward advanced degrees, one earned an administrative certification, one administrator holds a Ph. D. and the other holds the Ed. S. and superintendent certification and is pursuing a doctorate. We are very proud of our business partnership with Vulcan Materials, and our students and staff contribute to causes in our community and beyond. We contribute to United Way and Relay for Life. We are committed to reducing our ecological footprint and collaborating with the county and other groups in recycling and other green efforts. We expect to continue to move toward our goal of academic success for every child. Please visit us on our campus or on our website at www.laurens55.k12.sc.us/gces.

Mark Adams, Principal
Kori Russell, SIC /Title I Planning Team Chair

Comprehensive detail, including definitions of ratings, performance criteria, and explanations of status, is available on www.ed.sc.gov and www.eoc.sc.gov as well as school and school district websites.

Printed versions are available from school districts upon request.

Abbreviations Key

N/A Not Applicable N/AV Not Available N/C Not Collected N/R Not Reported I/S Insufficient Sample TBD To be determined
NI Newly Identified CSI Continuing School Improvement CA Corrective Action RP Plan to Restructure R Restructure DELAY School Improvement Status HOLD School Improvement Status