



SC Annual School Report Card Summary

E.B. Morse Elementary School
Laurens School District 55
Grades: PK-5 **Enrollment: 614**
Principal: Dr. Ameca C. Thomas
Superintendent: Dr. Billy R. Strickland
Board Chair: Rev. Charlie Short

PERFORMANCE

Comprehensive detail, including definitions of ratings, performance criteria, and explanations of status, is available on www.ed.sc.gov and www.eoc.sc.gov as well as school and school district websites. Printed versions are available from school districts upon request.

YEAR	ABSOLUTE RATING	GROWTH RATING	PALMETTO GOLD AND SILVER AWARD		ESEA/FEDERAL ACCOUNTABILITY RATING SYSTEM	
			General Performance	Closing the Gap	ESEA Grade	Accountability Indicator
2012	Average	Average	TBD	TBD	D	Focus
2011	Average	Average	Silver	N/A	Not Met	N/A
2010	Average	Average	N/A	N/A	Met	N/A

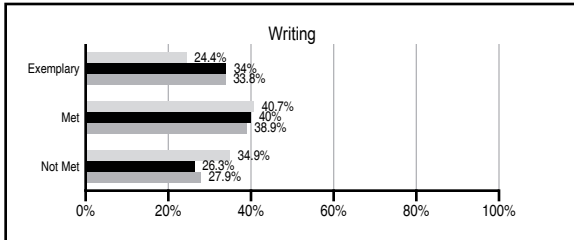
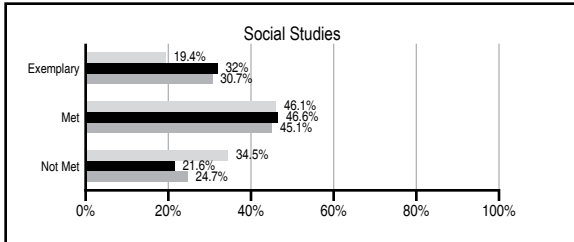
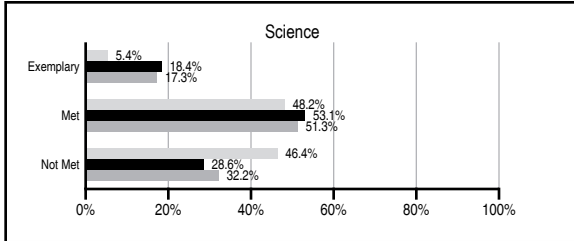
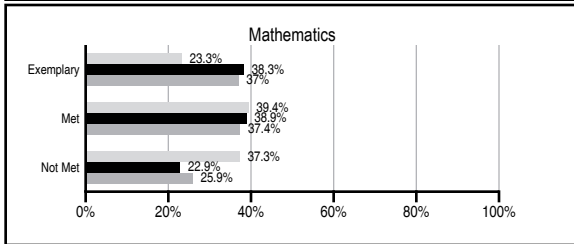
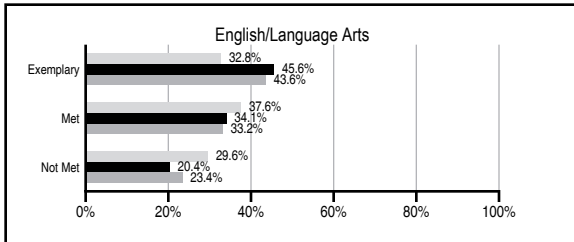
ABSOLUTE RATINGS OF ELEMENTARY SCHOOLS WITH STUDENTS LIKE OURS*

EXCELLENT	GOOD	AVERAGE	BELOW AVERAGE	AT-RISK
30	49	44	1	0

* Ratings are calculated with data available by 11/07/2012. Schools with Students Like Ours are Elementary Schools with Poverty Indices of no more than 5% above or below the index for this school.

PASS PERFORMANCE

Our School
 Elementary Schools with Students Like Ours
 Elementary schools statewide



NAEP PERFORMANCE*

* Performance reported for SC and nation, data not available at school level. Percentages at NAEP Achievement Levels.



SC PERFORMANCE VISION

By 2020 all students will graduate with the knowledge and skills necessary to compete successfully in the global economy, participate in a democratic society and contribute positively as members of families and communities.

Abbreviations Key

N/A Not Applicable N/AV Not Available N/C Not Collected N/R Not Reported I/S Insufficient Sample TBD To be determined

E.B. Morse Elementary School [Laurens School District

SCHOOL PROFILE

	Our School	Change from Last Year	Elementary Schools with Students Like Ours	Median Elementary School
Students (n=614)				
Retention rate	3.6%	Up from 0.7%	1.1%	1.0%
Attendance rate	96.3%	Up from 95.2%	96.4%	96.6%
Served by gifted and talented program	N/AV	N/AV	N/AV	N/AV
With disabilities other than speech	N/AV	N/AV	N/AV	N/AV
Older than usual for grade	N/AV	N/AV	N/AV	N/AV
Out-of-school suspensions or expulsions for violent and/or criminal offenses	0.0%	No Change	0.0%	0.0%
Teachers (n=32)				
Teachers with advanced degrees	65.6%	Down from 67.6%	61.9%	63.0%
Continuing contract teachers	N/AV	N/AV	N/AV	N/AV
Teachers returning from previous year	89.9%	Up from 88.0%	89.8%	88.7%
Teacher attendance rate	91.6%	Down from 94.3%	95.2%	95.1%
Average teacher salary*	\$45,861	Up 0.6%	\$47,413	\$47,210
Classes not taught by highly qualified teachers	0.0%	No Change	0.0%	0.0%
Professional development days/teacher	18.1 days	Up from 15.9 days	11.0 days	10.5 days
School				
Principal's years at school	4.0	Up from 3.0	4.5	4.0
Student-teacher ratio in core subjects	22.8 to 1	Down from 24.0 to 1	19.8 to 1	20.0 to 1
Prime instructional time	85.9%	Down from 88.6%	90.4%	90.5%
Opportunities in the arts	Good	No Change	Good	Good
SACS accreditation	Yes	No Change	Yes	Yes
Parents attending conferences	100.0%	No Change	100.0%	100.0%
Character development program	Excellent	No Change	Excellent	Excellent
Dollars spent per pupil**	\$6,099	Down 1.0%	\$6,921	\$7,247
Percent of expenditures for instruction**	68.5%	Up from 67.0%	67.8%	68.2%
Percent of expenditures for teacher salaries**	67.0%	Up from 65.1%	65.7%	65.7%
ESEA composite index score	67.4	N/A	91.6	91.9

* Length of contract = 185+ days.

** Prior year audited financial data available.

EVALUATION RESULTS

	Teachers	Students*	Parents*
Number of surveys returned	31	81	66
Percent satisfied with learning environment	90.3%	91.3%	87.1%
Percent satisfied with social and physical environment	87.1%	84.0%	92.3%
Percent satisfied with school-home relations	64.5%	87.7%	83.3%

*Only students at the highest elementary school grade level at this school and their parents were included.

REPORT OF PRINCIPAL AND SCHOOL IMPROVEMENT COUNCIL

At E.B. Morse Elementary School, our mission is to create a community of learners who are responsible and productive citizens. We provide educational experiences for the whole child. It is our goal to motivate, empower, and support students to accomplish individual goals within rigorous curricula. The staff at E.B. Morse Elementary School continues to strive to improve the academic achievement for all students. We live by our motto, "Putting Children First--Everyday in Every way". E. B. Morse Elementary School is a Title I school where student learning is the primary focus. The faculty and staff believe that learning has no boundaries. Our warm and inviting school serves approximately 600 4K-5th grade students. We offer a choice of Montessori education for all grade levels. This year, our theme "Blazing the Trail to Excellence", set the tone for a wide array of learning opportunities and explorations for our students. Our school has received the Palmetto Silver Award for general performance! The faculty and staff work diligently to provide innovative teaching strategies and standards-based instruction to ensure that our students acquire the skills needed to grow to greater academic heights. Students received acceleration and remediation throughout the school day, during Mustang Enrichment time, and in our afterschool tutorial program. Technology continues to be a focus at E.B. Morse Elementary. We increased the number of Promethean Boards throughout the school. We continued training and implementation of ALEKS Math, Classworks, Read About, and Study Island. These are all web-based, standards-driven software. Our primary focus is meeting the individual needs of our students. Data analysis and differentiated instruction have been and will continue to be a focus as we strive for continued growth and academic success for each student. We recognize that education is a team effort. Our dedicated PTO, School Improvement Council, volunteers, parents, and Michelin business partner continuously provide many contributions of time, resources, and support. Please continue to partner with us as we continue to strive for academic excellence. We thank everyone who made this a wonderful year and look forward to greater achievements in the future. E.B. Morse Elementary is a very special place to learn and grow!

Sincerely,
Ameca C. Thomas, Ph.D., Principal
Michele Gibbs, SIC Chairperson

Comprehensive detail, including definitions of ratings, performance criteria, and explanations of status, is available on www.ed.sc.gov and www.eoc.sc.gov as well as school and school district websites.

Printed versions are available from school districts upon request.

Abbreviations Key

N/A Not Applicable N/AV Not Available N/C Not Collected N/R Not Reported I/S Insufficient Sample TBD To be determined
NI Newly Identified CSI Continuing School Improvement CA Corrective Action RP Plan to Restructure R Restructure DELAY School Improvement Status HOLD School Improvement Status