



# SC Annual School Report Card Summary

Hickory Tavern Elementary School  
 Laurens School District 55  
 Grades: PK-5 Enrollment: 424  
 Principal: Mary Ann Crouch  
 Superintendent: Dr. Billy R. Strickland  
 Board Chair: Rev. Charlie Short

## PERFORMANCE

Comprehensive detail, including definitions of ratings, performance criteria, and explanations of status, is available on [www.ed.sc.gov](http://www.ed.sc.gov) and [www.eoc.sc.gov](http://www.eoc.sc.gov) as well as school and school district websites. Printed versions are available from school districts upon request.

YEAR	ABSOLUTE RATING	GROWTH RATING	PALMETTO GOLD AND SILVER AWARD		ESEA/FEDERAL ACCOUNTABILITY RATING SYSTEM	
			General Performance	Closing the Gap	ESEA Grade	Accountability Indicator
2012	Excellent	Good	TBD	TBD	A	Reward
2011	Good	Average	Silver	N/A	Not Met	N/A
2010	Good	Excellent	Gold	Silver	Met	N/A

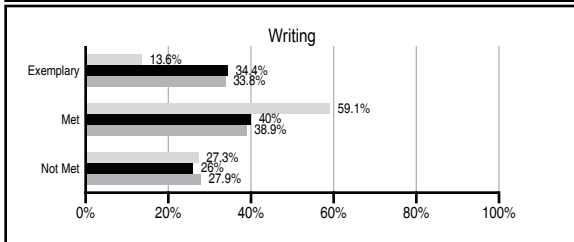
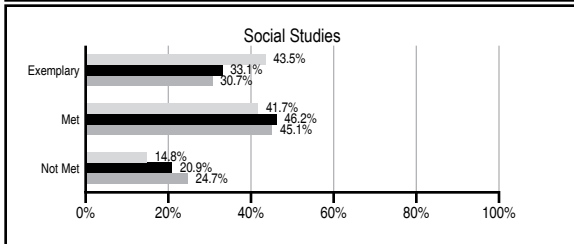
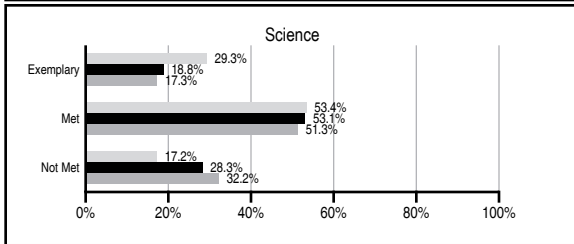
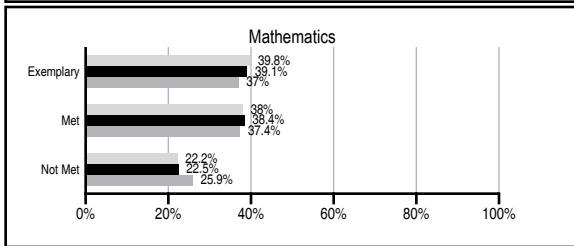
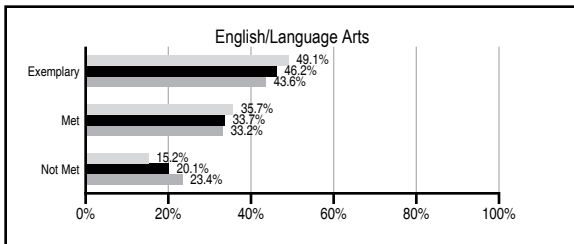
## ABSOLUTE RATINGS OF ELEMENTARY SCHOOLS WITH STUDENTS LIKE OURS\*

EXCELLENT	GOOD	AVERAGE	BELOW AVERAGE	AT-RISK
32	44	37	1	0

\* Ratings are calculated with data available by 11/07/2012. Schools with Students Like Ours are Elementary Schools with Poverty Indices of no more than 5% above or below the index for this school.

## PASS PERFORMANCE

Our School
  Elementary Schools with Students Like Ours
  Elementary schools statewide



## NAEP PERFORMANCE\*

\* Performance reported for SC and nation, data not available at school level. Percentages at NAEP Achievement Levels.



## SC PERFORMANCE VISION

*By 2020 all students will graduate with the knowledge and skills necessary to compete successfully in the global economy, participate in a democratic society and contribute positively as members of families and communities.*

### Abbreviations Key

N/A Not Applicable N/AV Not Available N/C Not Collected N/R Not Reported I/S Insufficient Sample TBD To be determined

**Hickory Tavern Elementary School**  
**[Laurens School District 55]**

**SCHOOL PROFILE**

	Our School	Change from Last Year	Elementary Schools with Students Like Ours	Median Elementary School
<b>Students (n=424)</b>				
Retention rate	4.3%	Up from 2.0%	1.0%	1.0%
Attendance rate	96.4%	No Change	96.5%	96.6%
Served by gifted and talented program	N/AV	N/AV	N/AV	N/AV
With disabilities other than speech	N/AV	N/AV	N/AV	N/AV
Older than usual for grade	N/AV	N/AV	N/AV	N/AV
Out-of-school suspensions or expulsions for violent and/or criminal offenses	0.0%	No Change	0.0%	0.0%
<b>Teachers (n=24)</b>				
Teachers with advanced degrees	58.3%	Up from 52.0%	61.8%	63.0%
Continuing contract teachers	N/AV	N/AV	N/AV	N/AV
Teachers returning from previous year	88.7%	Up from 82.7%	89.4%	88.7%
Teacher attendance rate	93.7%	Up from 92.9%	95.3%	95.1%
Average teacher salary*	\$46,213	Up 0.9%	\$47,259	\$47,210
Classes not taught by highly qualified teachers	0.0%	No Change	0.0%	0.0%
Professional development days/teacher	19.3 days	Up from 17.3 days	11.3 days	10.5 days
<b>School</b>				
Principal's years at school	8.0	Up from 7.0	5.0	4.0
Student-teacher ratio in core subjects	21.2 to 1	No Change	19.9 to 1	20.0 to 1
Prime instructional time	88.7%	Up from 88.5%	90.3%	90.5%
Opportunities in the arts	Good	No Change	Good	Good
SACS accreditation	Yes	No Change	Yes	Yes
Parents attending conferences	100.0%	No Change	100.0%	100.0%
Character development program	Excellent	No Change	Excellent	Excellent
Dollars spent per pupil**	\$6,272	Down 2.2%	\$6,887	\$7,247
Percent of expenditures for instruction**	57.7%	Down from 59.4%	68.0%	68.2%
Percent of expenditures for teacher salaries**	57.1%	Down from 58.2%	65.9%	65.7%
ESEA composite index score	96.7	N/A	91.9	91.9

\* Length of contract = 185+ days.

\*\* Prior year audited financial data available.

**EVALUATION RESULTS**

	Teachers	Students*	Parents*
Number of surveys returned	25	45	40
Percent satisfied with learning environment	100.0%	86.7%	78.9%
Percent satisfied with social and physical environment	100.0%	88.6%	84.6%
Percent satisfied with school-home relations	92.0%	90.9%	81.1%

\*Only students at the highest elementary school grade level at this school and their parents were included.

**REPORT OF PRINCIPAL AND SCHOOL IMPROVEMENT COUNCIL**

Hickory Tavern Elementary School is a Title I school located in a rural community. It proudly serves 445 students in grades 4K to 5. Approximately 87% of the students are Caucasian and 13% of the student body includes African-American, Hispanic, and other ethnic classifications. The percentage of students receiving federally subsidized meals has increased over the past several years to 62%. Our school offers Creative Curriculum and Montessori classes to allow parents choice in their child's academic setting. Students' individual needs are addressed through Response to Intervention initiatives and our afterschool tutoring program, supporting students in reaching their academic potential. The academically gifted and talented program serves 15% of the student population. Third graders have the opportunity to attend a community sponsored program, Released Time, for religious instruction. Under the leadership of Mrs. Stephanie Brownlee, SIC Chair, the School Improvement Council (SIC) has worked diligently utilizing valuable community resources to address the goal of revitalizing the school's playground. During the first phase the following donations were received: mulch for the playground, three Nuttall Oak trees, and three Tree Gators. Also, the SIC is spearheading the project to resurface the playground's basketball court. Goals and strategies have been developed to move forward with designing the second phase of the revitalization project – A Secret Reading Garden. Our constant goal is to ensure that each child is prepared academically, socially, and emotionally for the 21st century. Hickory Tavern Elementary School's strategic renewal plan continues to develop and document changes and progress our school is making as we work to continuously improve. This plan provides our staff with an ongoing means for self-assessment, communication, professional improvement, and accountability. Our school and district are accredited by the Southern Association of Colleges and Schools Council on Accreditation and School Improvement. The PTO and our Volunteer Program have increased parental and community involvement in school activities resulting in an enhanced school climate. Hickory Tavern Elementary School strives to maintain a rigorous learning environment where students, teachers, parents, and community work together to share ownership for learning to produce successful lifelong learners who are responsible and productive citizens. The faculty and staff of Hickory Tavern Elementary will continue its efforts to provide "Excellence For Every Child Every Day." We believe excellence is achievable through high expectations and continuous improvement to "Sail Beyond Excellence."

Stephanie Brownlee, SIC Chair  
 Ann Crouch, Principal

Mary

Comprehensive detail, including definitions of ratings, performance criteria, and explanations of status, is available on [www.ed.sc.gov](http://www.ed.sc.gov) and [www.eoc.sc.gov](http://www.eoc.sc.gov) as well as school and school district websites.

Printed versions are available from school districts upon request.

**Abbreviations Key**

N/A Not Applicable N/AV Not Available N/C Not Collected N/R Not Reported I/S Insufficient Sample TBD To be determined  
 NI Newly Identified CSI Continuing School Improvement CA Corrective Action RP Plan to Restructure R Restructure DELAY School Improvement Status HOLD School Improvement Status