



SC Annual School Report Card Summary

Ford Elementary
 Laurens School District 55
 Grades: PK-5 Enrollment: 509
 Principal: Dianne Simmons
 Superintendent: Dr. Billy R. Strickland
 Board Chair: Rev. Charlie Short

PERFORMANCE

Comprehensive detail, including definitions of ratings, performance criteria, and explanations of status, is available on www.ed.sc.gov and www.eoc.sc.gov as well as school and school district websites. Printed versions are available from school districts upon request.

YEAR	ABSOLUTE RATING	GROWTH RATING	PALMETTO GOLD AND SILVER AWARD		ESEA/FEDERAL ACCOUNTABILITY RATING SYSTEM	
			General Performance	Closing the Gap	ESEA Grade	Accountability Indicator
2012	Average	Average	TBD	TBD	B	N/A
2011	Average	Average	Silver	N/A	Not Met	N/A
2010	Below Average	Average	N/A	N/A	Met	N/A

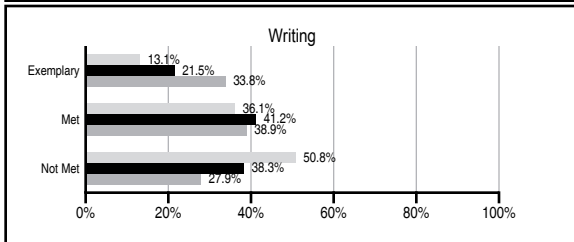
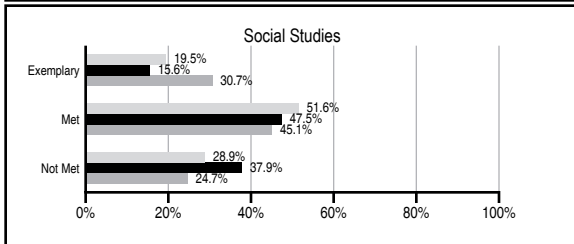
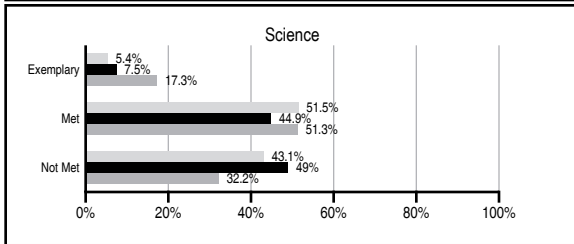
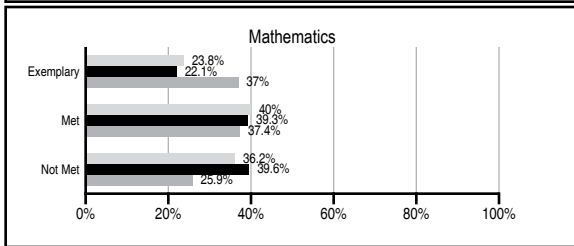
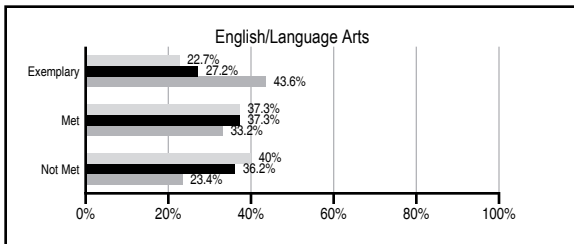
ABSOLUTE RATINGS OF ELEMENTARY SCHOOLS WITH STUDENTS LIKE OURS*

EXCELLENT	GOOD	AVERAGE	BELOW AVERAGE	AT-RISK
2	10	85	47	19

* Ratings are calculated with data available by 11/07/2012. Schools with Students Like Ours are Elementary Schools with Poverty Indices of no more than 5% above or below the index for this school.

PASS PERFORMANCE

Our School
 Elementary Schools with Students Like Ours
 Elementary schools statewide



NAEP PERFORMANCE*

* Performance reported for SC and nation, data not available at school level. Percentages at NAEP Achievement Levels.



SC PERFORMANCE VISION

By 2020 all students will graduate with the knowledge and skills necessary to compete successfully in the global economy, participate in a democratic society and contribute positively as members of families and communities.

Abbreviations Key

N/A Not Applicable N/AV Not Available N/C Not Collected N/R Not Reported I/S Insufficient Sample TBD To be determined

Ford Elementary [Laurens School District 55]

SCHOOL PROFILE

	Our School	Change from Last Year	Elementary Schools with Students Like Ours	Median Elementary School
Students (n=509)				
Retention rate	5.4%	Up from 4.3%	1.3%	1.0%
Attendance rate	95.7%	Up from 95.6%	96.3%	96.6%
Served by gifted and talented program	N/AV	N/AV	N/AV	N/AV
With disabilities other than speech	N/AV	N/AV	N/AV	N/AV
Older than usual for grade	N/AV	N/AV	N/AV	N/AV
Out-of-school suspensions or expulsions for violent and/or criminal offenses	0.0%	No Change	0.0%	0.0%
Teachers (n=28)				
Teachers with advanced degrees	53.6%	Down from 61.5%	62.5%	63.0%
Continuing contract teachers	N/AV	N/AV	N/AV	N/AV
Teachers returning from previous year	80.1%	Up from 77.2%	85.3%	88.7%
Teacher attendance rate	91.2%	Down from 94.5%	95.3%	95.1%
Average teacher salary*	\$44,612	Down 1.7%	\$45,018	\$47,210
Classes not taught by highly qualified teachers	0.0%	No Change	0.0%	0.0%
Professional development days/teacher	7.0 days	Down from 8.8 days	9.7 days	10.5 days
School				
Principal's years at school	4.0	Up from 3.0	4.0	4.0
Student-teacher ratio in core subjects	24.5 to 1	Up from 21.8 to 1	18.1 to 1	20.0 to 1
Prime instructional time	86.5%	Down from 88.9%	90.6%	90.5%
Opportunities in the arts	Good	Up from Poor	Good	Good
SACS accreditation	Yes	No Change	Yes	Yes
Parents attending conferences	100.0%	Up from 85.5%	100.0%	100.0%
Character development program	Good	No Change	Excellent	Excellent
Dollars spent per pupil**	\$6,712	Down 7.3%	\$8,326	\$7,247
Percent of expenditures for instruction**	60.6%	Down from 64.7%	66.1%	68.2%
Percent of expenditures for teacher salaries**	59.5%	Down from 62.7%	62.9%	65.7%
ESEA composite index score	80.3	N/A	84.1	91.9

* Length of contract = 185+ days.

** Prior year audited financial data available.

REPORT OF PRINCIPAL AND SCHOOL IMPROVEMENT COUNCIL

At Ford Elementary, our motto is "Ford eagles are always prepared to sore to success." First and foremost are academics – our teachers are always looking for ways to meet individual needs. Lessons are standards –based and instructional strategies use "Best Practices." Our teachers are involved in data teams, planning teams, various professional development opportunities and much more. This year we have been focusing on growth. Children may perform at different levels – but we want to see everyone GROW. Along with academics – we have nutrition and safety. We believe that all children should feel safe at school, so that they can focus on learning. We also realize that a hungry child has a hard time focusing on learning. Ford has been fortunate to be able to participate in Food Backpacks – sponsored by Harvest Hope. About forty kids were able to take home book bags on the last day of the week. Also, this year we began to participate in the Fresh Fruits and Vegetable Program. With this program we are able to provide a "healthy" snack for all students during the day. We also try very hard to keep our community involved with our school. This year we have held events such as: a Veteran's Day Program, a Fall Festival, Winter music performances, a Spring Fling, a spaghetti supper, Family Math and Science Night, and fifth grade DARE graduation. We also ended the year with a Spring Music Concert, Field Day, Montessori Bridging, fifth grade and 5K graduations. Lastly, we try to do service projects for our community and other areas. We have held a canned food drive, collected money for March of Dimes and even sent a donation to a school in Indiana that was destroyed by a tornado. Ford Elementary is more than just a school. We are community of helpers, leaders and learners.

EVALUATION RESULTS

	Teachers	Students*	Parents*
Number of surveys returned	25	56	12
Percent satisfied with learning environment	88.0%	81.1%	90.9%
Percent satisfied with social and physical environment	100.0%	87.5%	83.3%
Percent satisfied with school-home relations	64.0%	88.9%	83.3%

*Only students at the highest elementary school grade level at this school and their parents were included.

Comprehensive detail, including definitions of ratings, performance criteria, and explanations of status, is available on www.ed.sc.gov and www.eoc.sc.gov as well as school and school district websites.

Printed versions are available from school districts upon request.

Abbreviations Key

N/A Not Applicable N/AV Not Available N/C Not Collected N/R Not Reported I/S Insufficient Sample TBD To be determined
 NI Newly Identified CSI Continuing School Improvement CA Corrective Action RP Plan to Restructure R Restructure DELAY School Improvement Status HOLD School Improvement Status