



SC Annual School Report Card Summary

Discovery Charter of Lancaster
Lancaster County School District
Grades: K-5 Enrollment: 107
Principal: Thomas H. McDuffie
Superintendent: Richard E. Moore
Board Chair: Robert Parker

PERFORMANCE

Comprehensive detail, including definitions of ratings, performance criteria, and explanations of status, is available on www.ed.sc.gov and www.eoc.sc.gov as well as school and school district websites. Printed versions are available from school districts upon request.

YEAR	ABSOLUTE RATING	GROWTH RATING	PALMETTO GOLD AND SILVER AWARD		ESEA/FEDERAL ACCOUNTABILITY RATING SYSTEM	
			General Performance	Closing the Gap	ESEA Grade	Accountability Indicator
2012	Excellent	Excellent	TBD	TBD	A	N/A
2011	Excellent	Excellent	Gold	N/A	Met	N/A
2010	Excellent	Excellent	Gold	N/A	Met	N/A

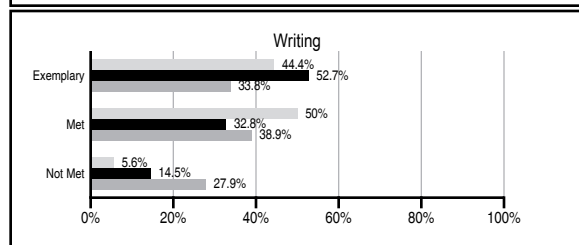
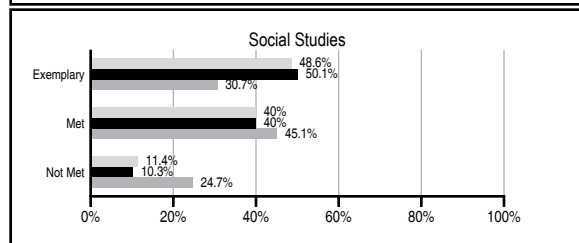
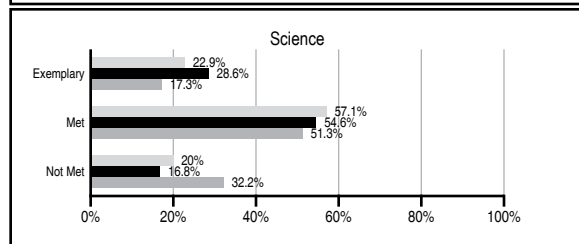
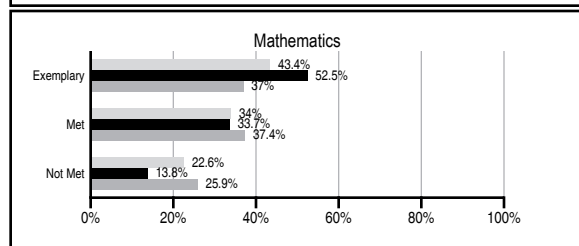
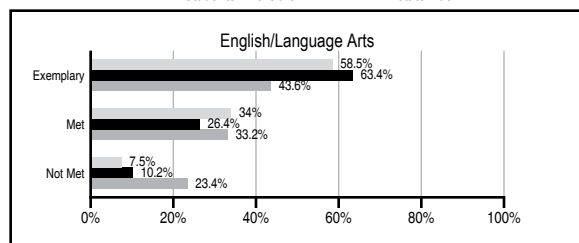
ABSOLUTE RATINGS OF ELEMENTARY SCHOOLS WITH STUDENTS LIKE OURS*

EXCELLENT	GOOD	AVERAGE	BELOW AVERAGE	AT-RISK
21	3	0	0	0

* Ratings are calculated with data available by 11/07/2012. Schools with Students Like Ours are Elementary Schools with Poverty Indices of no more than 5% above or below the index for this school.

PASS PERFORMANCE

Our School Elementary Schools with Students Like Ours Elementary schools statewide



NAEP PERFORMANCE*

* Performance reported for SC and nation, data not available at school level. Percentages at NAEP Achievement Levels.



SC PERFORMANCE VISION

By 2020 all students will graduate with the knowledge and skills necessary to compete successfully in the global economy, participate in a democratic society and contribute positively as members of families and communities.

Abbreviations Key

N/A Not Applicable N/AV Not Available N/C Not Collected N/R Not Reported I/S Insufficient Sample TBD To be determined

Discovery Charter of Lancaster [Lancaster County School District]

SCHOOL PROFILE

	Our School	Change from Last Year	Elementary Schools with Students Like Ours	Median Elementary School
Students (n=107)				
Retention rate	0.0%	No Change	0.8%	1.0%
Attendance rate	97.2%	Up from 97.0%	96.9%	96.6%
Served by gifted and talented program	N/AV	N/AV	N/AV	N/AV
With disabilities other than speech	N/AV	N/AV	N/AV	N/AV
Older than usual for grade	N/AV	N/AV	N/AV	N/AV
Out-of-school suspensions or expulsions for violent and/or criminal offenses	0.0%	No Change	0.0%	0.0%
Teachers (n=9)				
Teachers with advanced degrees	33.3%	Down from 40.0%	67.2%	63.0%
Continuing contract teachers	N/AV	N/AV	N/AV	N/AV
Teachers returning from previous year	64.4%	Down from 66.7%	91.4%	88.7%
Teacher attendance rate	97.4%	Up from 94.0%	96.0%	95.1%
Average teacher salary*	\$36,630	Down 11.3%	\$49,025	\$47,210
Classes not taught by highly qualified teachers	33.3%	Up from 16.7%	0.0%	0.0%
Professional development days/teacher	15.9 days	Up from 13.5 days	9.9 days	10.5 days
School				
Principal's years at school	12.0	Up from 11.0	4.0	4.0
Student-teacher ratio in core subjects	15.4 to 1	Down from 18.0 to 1	21.3 to 1	20.0 to 1
Prime instructional time	91.5%	Up from 88.9%	91.9%	90.5%
Opportunities in the arts	Good	No Change	Good	Good
SACS accreditation	Yes	Up from No	Yes	Yes
Parents attending conferences	100.0%	No Change	100.0%	100.0%
Character development program	Good	No Change	Excellent	Excellent
Dollars spent per pupil**	\$6,521	Up 0.4%	\$6,736	\$7,247
Percent of expenditures for instruction**	65.3%	Up from 63.4%	69.5%	68.2%
Percent of expenditures for teacher salaries**	64.1%	Up from 61.5%	68.9%	65.7%
ESEA composite index score	100.0	N/A	98.1	91.9

* Length of contract = 185+ days.

** Prior year audited financial data available.

EVALUATION RESULTS

	Teachers	Students*	Parents*
Number of surveys returned	13	18	13
Percent satisfied with learning environment	100.0%	77.8%	100.0%
Percent satisfied with social and physical environment	100.0%	61.1%	92.3%
Percent satisfied with school-home relations	100.0%	88.9%	91.7%

*Only students at the highest elementary school grade level at this school and their parents were included.

REPORT OF PRINCIPAL AND SCHOOL IMPROVEMENT COUNCIL

Discovery School is currently in its twelfth year of operation as a public charter school within the Lancaster County School District. We serve the county of Lancaster, and our students come from each of the four major attendance areas of our county. Our mission, to increase student achievement using practical application of Gardner's Theory of Multiple Intelligences, has been at the forefront of every educational decision made during our years of operation.

What makes our school different? The answer lies in the blending of research-based programs and practices that have a proven track record in other settings. We use the Core Knowledge curriculum with a deliberate integration of state content standards. Our adherence to the tenets of positive discipline emphasizes the faith that we have in students' abilities to solve problems in a cooperative manner. We work hand-in-hand with parents and students to create Personal Education Plans for all Discovery School students that focus not only on areas of individual strength, but also on areas that need to be strengthened. Our ultimate goal is for all students to feel secure in the knowledge that they are intelligent in unique and meaningful ways.

Specific accomplishments during the 2011-2012 school year include the following: recipient of the Palmetto Gold Award from the SC Department of Education for outstanding student achievement; met the Annual Yearly Progress goal of the federal No Child Left Behind legislation; received an excellent rating (in both absolute and improvement categories) on the school report card for the previous year; offered foreign language instruction (Spanish and Japanese) to all students; created Personal Education Plans for all students; encouraged 100 percent of our students to participate in service learning activities; focused on local history instruction with a culminating "Discover Lancaster Festival" that was very well attended by parents and community members; and, encouraged parents and other family members to contribute in excess of 3,000 hours of volunteer time with our school.

We continue to be pleased with the combined efforts and accomplishments of our students, our faculty and staff, and our parents. Student growth (cognitive and affective) remains a priority with all of us. We look forward to the changes, challenges, and commitments that make each new school year so exciting.

Lou Prete, School Improvement Council Chairman
Tom McDuffie, Site Manager

Comprehensive detail, including definitions of ratings, performance criteria, and explanations of status, is available on www.ed.sc.gov and www.eoc.sc.gov as well as school and school district websites.

Printed versions are available from school districts upon request.

Abbreviations Key

N/A Not Applicable N/AV Not Available N/C Not Collected N/R Not Reported I/S Insufficient Sample TBD To be determined

NI Newly Identified CSI Continuing School Improvement CA Corrective Action RP Plan to Restructure R Restructure DELAY School Improvement Status HOLD School Improvement Status